

**Allied Data Publication 34**  
**(ADatP-34(I))**

**NATO Interoperability**  
**Standards and Profiles**

**Volume 3**

**Profiles (2015 Edition)**

**6 JUNE 2016**

**C3B Interoperability Profiles Capability Team**



## Table of Contents

1. Interoperability Profile Guidance .....	1
1.1. Profile Conceptual Background .....	1
1.2. Purpose of Interoperability Profiles .....	1
1.3. Applicability .....	1
1.4. Guidelines for Interoperability Profile Development .....	2
1.5. Profile Taxonomy .....	3
1.6. Structure of Interoperability Profile Documentation .....	3
1.6.1. Identification .....	3
1.6.2. Profile Elements .....	3
1.7. Verification and Conformance .....	4
1.7.1. Approach to Validating Service Interoperability Points .....	5
1.7.2. Relevant Maturity Level Criteria .....	5
1.7.3. Key Performance Indicators (KPIs) .....	5
1.7.4. Experimentation .....	6
1.7.5. Demonstration .....	6
1.8. Configuration Management and Governance .....	6
1.8.1. Configuration Management .....	6
1.8.2. Governance .....	6
1.9. Annex Descriptions .....	6
References .....	9
A. Minimum Interoperability Profile .....	11
A.1. Introduction .....	11
A.1.1. Architectural Assumptions .....	11
A.1.2. Shared Services .....	12
A.1.3. Minimum Architecture .....	12
B. X-TMS-SMTP profile .....	17
B.1. Introduction .....	17
C. Web Services Profiles .....	21
C.1. Introduction .....	21
D. The Afghanistan Mission Network (AMN) Profile of NATO Interoperability Standards .....	23
D.1. General .....	23
D.1.1. Authorised Version .....	23
D.1.2. Application .....	23
D.1.3. Life-Cycle of Standards .....	23
D.1.4. Forthcoming/Agreed Changes .....	24
D.1.5. Relationship to NATO C3 Classification Taxonomy .....	24
D.2. Communication Services .....	25
D.2.1. Transmission Services .....	25
D.2.2. Transport Services .....	25
D.2.3. Communications Access Services .....	30
D.3. Core Enterprise Services .....	34
D.3.1. Infrastructure Services .....	34

D.3.2. SOA Platform Services .....	38
D.3.3. Enterprise Support Services .....	45
D.4. Communities of Interest Services .....	59
D.4.1. Communities of Interest Enabling Services .....	59
D.4.2. Communities of Interest Specific Services .....	68
D.5. User Facing Capabilities .....	70
D.5.1. User Applications .....	70
D.6. Human-to-Human Communication .....	75
D.6.1. Standards .....	75
D.7. Service Management and Control .....	76
D.7.1. Standards .....	77
D.8. Abbreviations .....	78
D.9. References .....	85
E. Core Enterprise Services Implementation Specification .....	87
E.1. Introduction .....	87
E.2. Sources of Recommendations .....	87
E.2.1. The WS-I Profiles .....	87
E.2.2. International Standards Organization .....	88
E.2.3. NATO Interoperability Standards and Profiles (NISP) .....	88
E.3. NNEC SOA Baseline Profile Quick Reference .....	88
E.4. ISO/IEC SOA Emerging Standards .....	93
F. Service Interface Profile (SIP) Template Document .....	95
F.1. References .....	95
F.2. Background .....	95
F.3. Scope .....	96
F.4. Service Interface Profile Relationships to Other Documents .....	96
F.5. Guiding principles for a consolidated SIP/SDS Profile .....	98
F.6. Proposed structure for a consolidated SIP/SDS Profile .....	99
F.7. Testing .....	102
G. Federated Mission Networking Spiral 1.1 Standards Profile .....	103
G.1. Introduction .....	103
G.1.1. Disclaimer .....	103
G.2. Overview .....	103
G.3. FMN Spiral 1 Profile .....	104
G.3.1. Scope .....	104
G.3.2. Interoperability .....	105
G.3.3. Standards and Profiles .....	105
G.3.4. Sources .....	106
G.3.5. Federated Communications and Networking Profile .....	106
G.3.6. Federated Human-to-Human Communications Profile .....	114
G.4. Related Information .....	128
G.4.1. Standards .....	128
H. Profile for the Long Term Preservation of NATO Digital Information of Permanent value .....	129

H.1. File Formats for Long Term Preservation .....	129
H.1.1. Data sets .....	130
H.1.2. Text .....	130
H.1.3. Still Images .....	131
H.1.4. Moving Images .....	132
H.1.5. Sound .....	133
H.1.6. Geospatial .....	133
H.1.7. Web Archive .....	133
H.2. Package Structures for Long Term Preservation .....	134
H.2.1. Submission Information Package .....	134
H.2.2. Archival Information Package .....	136

This page is intentionally left blank

## List of Figures

1.1. Interoperability Profile Taxonomy .....	3
A.1. NATO to National Connectivity .....	11
F.1. Document relationships .....	97
G.1. ....	103
G.2. ....	104
H.1. Long-term preservation .....	129
H.2. Submission Information Package structure .....	135

This page is intentionally left blank



# **1. INTEROPERABILITY PROFILE GUIDANCE**

## **1.1. PROFILE CONCEPTUAL BACKGROUND**

001. ISO/IEC TR 10000 [2] defines the concept of profiles as a set of one or more base standards and/or International Standardized Profiles, and, where applicable, the identification of chosen classes, conforming subsets, options and parameters of those base standards, or International Standardized Profiles necessary to accomplish a particular function.

002. The NATO C3 Board (C3B) Interoperability Profiles Capability Team (IP CaT) has extended the profile concept to encompass references to NAF architectural views [1], characteristic protocols, implementation options, technical standards, Service Interoperability Points (SIOP), and related profiles.

003. Nothing in this guidance precludes the referencing of National profiles or profiles developed by non-NATO organizations in the NATO Interoperability Standards and Profiles (NISP).

## **1.2. PURPOSE OF INTEROPERABILITY PROFILES**

004. Interoperability Profiles aggregate references to the characteristics of other profiles types to provide a consolidated perspective.

005. Interoperability Profiles identify essential profile elements including Capability Requirements and other NAF architectural views [1], characteristic protocols, implementation options, technical standards, Service Interoperability Points, and the relationship with other profiles such as the system profile to which an application belongs. Interoperability profiles will be incorporated in the NISP for a specified NATO Common Funded System or Capability Package to include descriptions of interfaces to National Systems where appropriate.

006. NATO and Nations use profiles to ensure that all organizations will architect, invest, and implement capabilities in a coordinated way that will ensure interoperability for NATO and the Nations. Interoperability Profiles will provide context and assist or guide information technologists with an approach for building interoperable systems and services to meet required capabilities.

## **1.3. APPLICABILITY**

007. The NISP affects the full NATO project life cycle. NISP stakeholders include engineers, designers, technical project managers, procurement staff, architects and other planners. Architectures, which identify the components of system operation, are most applicable during the development and test and evaluation phase of a project. The NISP is particularly applicable to a federated environment, where interoperability of mature National systems requires an agile approach to architectures.

008. The IP CaT has undertaken the development of interoperability profiles in order to meet the need for specific guidance at interoperability points between NATO and Nations systems and services required for specific capabilities. As a component of the NISP, profiles have great utility in providing context and interoperability specifications for using mature and evolving systems during exercises, pre-deployment or operations. Application of these profiles also provides benefit to Nations and promotes maximum opportunities for interoperability with NATO common funded systems as well as national to national systems. Profiles for system or service development and operational use within a mission area enable Nations enhanced readiness and availability in support of NATO operations.

## **1.4. GUIDELINES FOR INTEROPERABILITY PROFILE DEVELOPMENT**

009. Due to the dynamic nature of NATO operations, the complex Command and Control structure, and the diversity of Nations and Communities of Interest (COI), interoperability must be anchored at critical points where information and data exchange between entities exists. The key drivers for defining a baseline set of interoperability profiles include:

- Identify the Service Interoperability Points and define the Service Interface Profiles
- Use standards consistent with the common overarching and reference architectures
- Develop specifications that are service oriented and independent of the technology implemented in National systems where practical
- Use mature technologies available within the NATO Information Enterprise
- Develop modular profiles that are reusable in future missions or capability areas
- Use an open system approach to embrace emerging technologies

010. The starting point for development of a profile is to clearly define the Service Interoperability Point where two entities will interface and the standards in use by the relevant systems.

011. The use of "shall" in this guidance document is intended to establish a minimum level of content for NATO and NATO candidate profiles, but is suggested-but-not-binding on non-NATO profiles (national, NGO, commercial and other entities).

012. The NISP is the governing authoritative reference for NATO interoperability profiles. Doctrine, Organization, Training, Materiel, Leadership and education, Personnel, Facilities and Interoperability (DOTMLPFI) capability analysis may result in a profile developer determining that some of the capability elements may not be relevant for a particular profile. In such cases, the "not applicable" sections may either be marked "not applicable" or omitted at the author's discretion.

## 1.5. PROFILE TAXONOMY

013. The objective of the interoperability profile taxonomy is to provide a classification scheme that can categorize any profile. In order to achieve this objective, the classification scheme is based on NATO Architecture Framework views and DOTMLPFI characteristics.

014. The taxonomy illustrated in the figure below will also provide a mechanism to create short character strings, used as a root mnemonic to uniquely identify profiles.

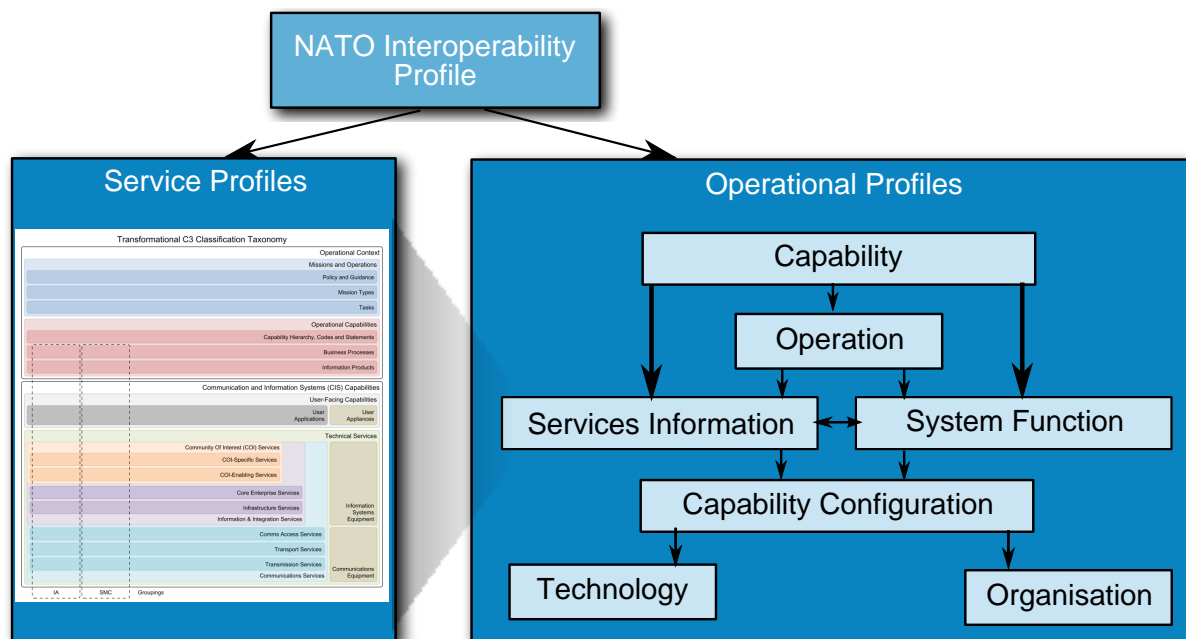


Figure 1.1. Interoperability Profile Taxonomy

## 1.6. STRUCTURE OF INTEROPERABILITY PROFILE DOCUMENTATION

015. This section identifies typical elements of Interoperability Profile Documentation.

### 1.6.1. Identification

016. Each NATO or candidate NATO Interoperability Profile **shall** have a unique identifier assigned to it when accepted for inclusion in the NISP. This **shall** be an alpha-numeric string appended to the root mnemonic from the NISP profile taxonomy.

### 1.6.2. Profile Elements

017. Profile elements provide a coherent set of descriptive inter-related information to NATO, national, NGO, commercial and other entities ('actors') desiring to establish interoperability.

018. Profiles are not concepts, policies, requirements, architectures, patterns, design rules, or standards. Profiles provide context for a specific set of conditions related to the aforementioned documents in order to provide guidance on development of systems, services, or even applications that must consider all of these capability related products. Interoperability Profiles provide the contextual relationship for the correlation of these products in order to ensure interoperability is 'built-in' rather than considered as an 'after-thought'.

### 1.6.2.1. Applicable Standards

019. Each profile **shall** document the standards required to support this or other associated profiles and any implementation specific options. The intention of this section is to provide an archive that shows the linkage between evolving sets of standards and specific profile revisions.

**Table 1.1. Applicable Standards**

<b>ID</b>	<b>Purpose/Service</b>	<b>Standards</b>	<b>Guidance</b>
A unique profile identifier	A description of the purpose or service	A set of relevant Standard Identifier from the NISP	Implementation specific guidance associated with this profile (may be a reference to a separate annex or document)

### 1.6.2.2. Related Profiles

020. Each profile should document other key related system or service profiles in a cross reference table. The intention of this section is to promote smart configuration management by including elements from other profiles rather than duplicating them in part or in whole within this profile. Related profiles would likely be referenced in another section of the profile.

**Table 1.2. Related Profiles**

<b>Profile ID</b>	<b>Profile Description</b>	<b>Community of Interest</b>	<b>Associated SIOPs</b>
A unique profile identifier	A short description of the profile	Air, Land, Maritime, Special Ops, etc.	Unique SIOP identifiers

## **1.7. VERIFICATION AND CONFORMANCE**

021. Each profile **shall** identify authoritative measures to determine verification and conformance with agreed quality assurance, Key Performance Indicators (KPIs), and Quality of Service standards such that actors are satisfied they achieve adequate performance. All performance requirements must be quantifiable and measurable; each requirement must include a performance (what), a metric (how measured), and a criterion (minimum acceptable value).

022. Stakeholders are invited to provide feedback to improve a profile's verification and conformance criteria.

023. Verification and Conformance is considered in terms of the following five aspects:

- 1. Approach to Validating Service Interoperability Points
- 2. Relevant Maturity Level Criteria
- 3. Key Performance Indicators (KPIs)
- 4. Experimentation
- 5. Demonstration

**1.7.1. Approach to Validating Service Interoperability Points**

024. Each profile should describe the validation approach used to demonstrate the supporting service interoperability points. The intention of this section is to describe a high-level approach or methodology by which stakeholders may validate interoperability across the SIOP(s).

**1.7.2. Relevant Maturity Level Criteria**

025. Each profile should describe the Maturity criteria applicable to the profile. The intention of this section is to describe how this profile supports the achievement of improved interoperability.

**1.7.3. Key Performance Indicators (KPIs)**

026. Each profile should describe the associated Key Performance Indicators (KPIs) to establish a baseline set of critical core capability components required to achieve the enhanced interoperability supported by this profile. The intention of this section is to assist all stakeholders and authorities to focus on the most critical performance-related items throughout the capability development process.

**Table 1.3. Key Performance Indicators (KPIs)<sup>a</sup>**

<b>Key Performance Indicators (KPI)</b>	<b>Description</b>
KPI #1: Single (named) Architecture	
KPI #2: Shared Situational Awareness	
KPI #3: Enhanced C2	
KPI #4: Information Assurance	
KPI #5: Interoperability	
KPI #6: Quality of Service	

Key Performance Indicators (KPI)	Description
KPI #7: TBD	

<sup>a</sup>'notional' KPIs shown in the table are for illustrative purposes only.

### **1.7.4. Experimentation**

027. Each profile should document experimentation venues and schedules that will be used to determine conformance. The intention of this section is to describe how experimentation will be used to validate conformance.

### **1.7.5. Demonstration**

028. Each profile should document demonstration venues and schedules that demonstrate conformance. The intention of this section is to describe how demonstration will be used to validate conformance.

## **1.8. CONFIGURATION MANAGEMENT AND GOVERNANCE**

### **1.8.1. Configuration Management**

029. Each profile **shall** identify the current approach or approaches toward configuration management (CM) of core documentation used to specify interoperability at the Service Interoperability Point. The intention of this section is to provide a short description of how often documents associated with this profile may be expected to change, and related governance measures that are in place to monitor such changes [e.g., the IP CaT].

### **1.8.2. Governance**

030. Each profile **shall** identify **one or more authorities** to provide feedback and when necessary, Request for Change Proposals (RFCP) for the Profile in order to ensure inclusion of the most up-to-date details in the NISP. The intention of this section is to provide a clear standardized methodology by which stakeholders may submit recommended changes to this profile.

## **1.9. ANNEX DESCRIPTIONS**

031. The following describes a list of potential **optional** annexes to be used as needed. The intention of this section is to place all classified and most lengthy information in Annexes so that the main document stays as short as possible. In cases where tables in the main document become quite lengthy, authors may opt to place these tables in Annex D.

032. Annex A - Classified Annex (use only if necessary)

033. Annex A-1 - Profile elements (classified subset)

034. Annex A-2 - (Related) Capability Shortfalls

035. Annex A-3 - (Related) Requirements (classified subset)

036. Annex A-4 - (Related) Force Goals

037. Annex A-5 - other relevant classified content

038. Annex B - Related Architecture Views (most recent)

039. Annex B-1 - Capability Views (NCV)

- NCV-1, Capability Vision
- NCV-2, Capability Taxonomy
- NCV-4, Capability Dependencies
- NCV-5, Capability to Organizational Deployment Mapping
- NCV-6, Capability to Operational Activities Mapping
- NCV-7, Capability to Services Mapping

040. Annex B-2 - Operational Views (NOV)

- NOV-1, High-Level Operational Concept Description
- NOV-2, Operational Node Connectivity Description
- NOV-3, Operational Information Requirements

041. Annex B-3 - Service Views (NSOV)

- NSOV-1, Service Taxonomy
- NSOV-2, Service Definitions (Reference from NAR)
- NSOV-3, Services to Operational Activities Mapping (in conjunction with NCV-5, NCV-6, NCV-7, NSV-5 and NSV-12)
- Quality of Services metrics for the profiled services

042. Annex B-4 - System Views (NSV)

- NSV-1, System Interface Description (used to identify Service Interoperability Point (SIOP))
- NSV-2, Systems Communication Description

- NSV-2d, Systems Communication Quality Requirements
- NSV-3, Systems to Systems Matrix
- NSV-5, Systems Function to Operational Activity Traceability Matrix
- NSV-7, System Quality Requirements Description
- NSV-12, Service Provision

043. Annex B-5 - Technical Views (NTV)

- NTV-1, Technical Standards Profile. Chapter 4 of the NAF Ref (B) provides more specific guidance.
- NTV-3, Standard Configurations

044. Annex C - Program / Inter-Programme Plans

045. Annex C-1 - (Related) Mid-Term Plan excerpt(s)

046. Annex C-2 - (Related) Programme Plan excerpt(s)

047. Annex D - Other Relevant Supporting Information



# References

[1] *NATO Architecture Framework Version 3*. NATO C3 Agency. Copyright # 2007.

[2] *Information technology - Framework and taxonomy of International Standardized Profiles - Part 3: Principals and Taxonomy for Open System Environment Profiles*. Copyright # 1998. ISO. ISO/IEC TR 10000-3.

This page is intentionally left blank

**A. MINIMUM INTEROPERABILITY PROFILE**

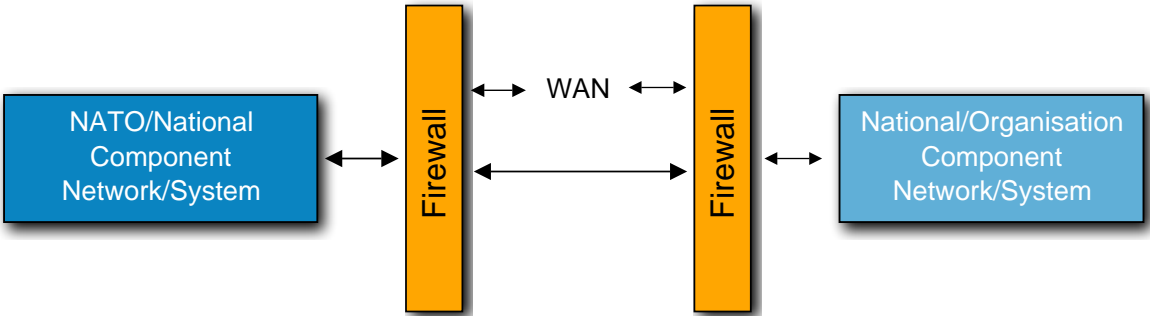
**A.1. INTRODUCTION**

048. NATO, through its interoperability directive, has recognized that widespread interoperability is a key component in achieving effective and efficient operations. In many of the operations world-wide in which NATO nations are engaged, they participate together with a wide variety of other organizations on the ground. Such organizations include coalition partners from non-NATO nations, Non-Governmental Organization (NGOs - e.g. Aid Agencies) and industrial partners. It is clear that the overall military and humanitarian objectives of an operation could usefully be supported if a basic level of system interoperability existed to enhance the exchange of information.

049. To support the goal of widespread interoperability this section defines a minimum profile of services and standards that are sufficient to provide a useful level of interoperability. This profile uses only those services and standards that are already part of the NISP, however it presents them as a simple and easy to follow, yet comprehensive protocol and service stack.

**A.1.1. Architectural Assumptions**

050. This document assumes that all participants are using IP v4 or IP v6 packet-switched, routed networks (at least at the boundaries to their networks) and that interoperability will be supported through tightly controlled boundaries between component networks and systems; these may be connected directly or via a third-party WAN (see Figure A.1 below). A limited set of services will be supported at the boundary, these requiring server-to-server interactions only. Each nation/organization will be responsible for the security of information exchanged.



**Figure A.1. NATO to National Connectivity**

051. Users will attach and authenticate to their local system/network. Information will only be shared using the limited set of services provided. It is also assumed that the National information to be exchanged is releasable to NATO.

### **A.1.2. Shared Services**

052. The complete set of shared services will be a combination of the user-level services supported across the boundary and the infrastructure services necessary to deliver them. The user-level services that realistically can be shared are:

- Voice
- Mail
- FAX
- E-mail with attachments
- Web publishing/access
- News (Usenet)
- File transfer
- VTC
- Instant Messaging

053. To implement these services in a network enabled environment, the following must also be defined:

- NNEC Application Services
- COI Services
- NNEC Core Enterprise Services
- Network and Information Infrastructure Services

### **A.1.3. Minimum Architecture**

054. The following table defines the service areas, classes and standards that make up the minimum architecture. They represent a subset of the NISP.

**Table A.1. NISP Lite**

<b>Service Area</b>	<b>Class</b>	<b>Mandatory Standard</b>	<b>Comments</b>
<b>NNEC Application Services</b>			
<b>COI Services</b>			

Service Area	Class	Mandatory Standard	Comments
<b>NNEC Core Enterprise Services</b>			
	<b>Messaging</b>	SMTP (RFC 1870:1995, 2821:2001, 5321:2008)	
	Application	FTP (IETF STD 9, RFC 959:1985 updated by 2228:1997, 2640:1999, 2773:2000, 3659:2007)	
		HTTP v1.1 (RFC 2616:1999 updated by 2817:2000), URL (RFC 4248:2005, 4266:2005), URI (RFC 3938:2005)	
		Network News Transfer Protocol NNTP (RFC 3977:2006)	
		MPEG-1 (ISO 11172:1993)	
		MPEG-2 (ISO 13818:2000)	
		MP3 (MPEG1 - Layer 3)	The audio compression format used in MPEG1
	Translator	7-bit Coded Character-set for Info Exchange (ASCII) (ISO 646:1991)	
		8-bit Single-Byte Coded Graphic Char Sets (ISO/IEC 8859-1-4-9:98/98/99)	
		Universal Multiple Octet Coded Char Set (UCS) - Part 1 (ISO 10646-1:2003)	
		Representation of Dates and Times (ISO 8601:2004)	
	Data encoding	UUENCODE (UNIX 98), MIME (RFC 2045:1996 updated by 2231:1997, 5335:2008: 2046:1996, updated by 3676:2004, 3798:2004, 5147:2008, 5337:2008; 2047:1996, updated by	Base64 is used by some email products to encode attachments. It is part of the MIME std.

<b>Service Area</b>	<b>Class</b>	<b>Mandatory Standard</b>	<b>Comments</b>
		2231:1997; 2049:1996, 4288:2005, 4289:2005)	
	Mediation	Scalable Vector Graphics (SVG) 1.1 20030114, W3C	
		JPEG (ISO 10918:1994)	
		PNG vers. 1.0 (RFC 2083:1997)	
		XML 1.0 3rd ed:2004, W3C	
		HTML 4.01 (RFC 2854:2000)	
		PDF (Adobe Specification 5.1)	
		Rich Text Format (RTF)	
		Comma Separated Variable (CSV)	For spreadsheets
		Zip	
<b>Network and Information Infrastructure Services</b>			
	Directory	DNS (IETF STD 13, RFC 1034:1987+1035:1987 updated by 1101:1989, 1183:1990, 1706:1994, 1876:1996, 1982:1996, 1995:1996, 1996:1996, 2136:1997, 2181:1997, 2308:1998, 2845:2000, 2931:2000, 3007:2000, 3425:2002, 3597:2003, 3645:2003, 4033:2005, 4034:2005, updated by 4470:2006; 4035:2005, updated by 4470:2006; 4566:2006, 4592:2006, 5395:2008, 5452:2009)	
	<b>Transport</b>	TCP (IETF STD 7, RFC 793:1981 updated by 1122:1989, 3168:2001)	
		UDP (IETF STD 6, RFC 768:1980)	

<b>Service Area</b>	<b>Class</b>	<b>Mandatory Standard</b>	<b>Comments</b>
	<b>Network</b>	IPv4 (STD 5, RFC 791:1981, 792:1981, 894:1984, 919:1984, 922:1984, 1112:1989 updated by RFC 950:1985, 2474:1998, 3168:2001, 3260:2002, 3376:2002, 4604:2006, 4884:2007)	Boundary/advertised addresses must be valid public addresses (i.e. no private addresses to be routed across boundary)
		Border Gateway Protocol (BGP4) (RFC 4271:2006)	

This page is intentionally left blank



## **B. X-TMS-SMTP PROFILE**

### **B.1. INTRODUCTION**

055. The following table defines military header fields to be used for SMTP messages that are gatewayed across military mail environment boundaries.

056. It specifies “X-messages” based upon RFC 2821, section “3.8.1 Header Field in Gatewaying”. The profile specifies for each header field the name and possible values of the body.

057. The abbreviation TMS means Tactical Messaging System. The first column indicates an indication of the message property that will actually be represented by a X-TMS-SMTP field. The second and third columns specify the field names and the allowed values of the field bodies. All SMTP field values must be in uppercase

**Table B.1. X-TMS-SMTP Profile**

<b>TMS message property</b>	<b>Field name</b>	<b>Field body</b>
Subject	Subject	The Subject is a normal message property, no additional mapping is required.
Handling Name	X-TMS-HANDLING	Handling Name(s): <ul style="list-style-type: none"> <li>• NO HANDLING</li> <li>• EYES ONLY</li> </ul>
Classification Group + Detail	X-TMS-CLASSIFICATION	The field value will be the combination of Classification Group Displayname + Classification Detail in uppercase.  Example: NATO SECRET
TMSStatus	X-TMS-STATUS	<ul style="list-style-type: none"> <li>• NEW MESSAGE</li> <li>• UNTREATED</li> <li>• IN PROCESS</li> <li>• HANDLED</li> </ul>
Mission	X-TMS-MISSIONTYPE	Type of the mission. Typical values: <ul style="list-style-type: none"> <li>• OPERATION</li> </ul>

TMS message property	Field name	Field body
		<ul style="list-style-type: none"> <li>• EXERCISE</li> <li>• PROJECT</li> </ul>
	X-TMS-MISSIONTITLE	Name of the Mission
	X-TMS-MISSIONDETAILS	<p>Details of the mission. Typical values:</p> <ul style="list-style-type: none"> <li>• UMPIRE</li> <li>• DISTAFF</li> <li>• CONTROL</li> <li>• NO MISSION DETAILS (default)</li> </ul> <p>Note: This field is only used when the Mission type is set to EXERCISE.</p>
Play	X-TMS-PLAY	<p>This field contains either:</p> <p>PLAY or NO PLAY</p> <p>Note: This field is only used when the Mission type is set to EXERCISE.</p>
UserDTG	X-TMS-USERDTG	The UserDTG element contains the DTG-formatted value entered by the user on the TMS Client or automatically set by the system (TMS).
Destinations	TO: (message data)	<p>This is the complete list of action destinations, the SMTP session RCPT TO will dictate for which recipients the system must deliver the message to.</p> <p>Syntax according to RFC 2822.</p>
	CC: (message data)	This is the complete list of info destinations, the SMTP session RCPT TO will dictate for which

<b>TMS message property</b>	<b>Field name</b>	<b>Field body</b>
		recipients the system must deliver the message to.  Syntax according to RFC 2822.
SICs	X-TMS-SICS	List of SIC elements (separated by semicolon) selected by the user as applicable to the current message.
Precedences	X-TMS-ACTIONPRECEDENCE	Possible values:  <ul style="list-style-type: none"> <li>• FLASH</li> <li>• PRIORITY</li> <li>• IMMEDIATE</li> <li>• ROUTINE</li> </ul>
	X-TMS-INFOPRECEDENCE	Possible values:  <ul style="list-style-type: none"> <li>• FLASH</li> <li>• PRIORITY</li> <li>• IMMEDIATE</li> <li>• ROUTINE</li> </ul>
Related MessageID	X-TMS-RELATEDMESSAGEID	Used to relate TMS-, SMTP- and DSN messages

This page is intentionally left blank

## **C. WEB SERVICES PROFILES**

### **C.1. INTRODUCTION**

058. The Web Services Interoperability organization (WS-I) is a global industry organization that promotes consistent and reliable interoperability among Web services across platforms, applications and programming languages. They are providing Profiles (implementation guidelines), Sample Applications (web services demonstrations), and Tools (to monitor Interoperability). The forward looking WS-I is enhancing the current Basic Profile and providing guidance for interoperable asynchronous and reliable messaging. WS-I's profiles will be critical for making Web services interoperability a practical reality.

059. The first charter, a revision to the existing WS-I Basic Profile Working Group charter, resulted in the development of the Basic Profile 1.2 and the future development of the Basic Profile 2.0. The Basic Profile 1.2 will incorporate asynchronous messaging and will also consider SOAP 1.1 with Message Transmission Optimization Mechanism (MTOM) and XML-binary optimized Packaging (XOP). The Basic Profile 2.0 will build on the Basic Profile 1.2 and will be based on SOAP 1.2 with MTOM and XOP. The second charter establishes a new working group, the Reliable Secure Profile Working Group, which will deliver guidance to Web services architects and developers concerning reliable messaging with security.

060. **Status:** In 2006, work began on Basic Profile 2.0 and the Reliable Secure Profile 1.0. In 2007 the Basic Profile 1.2, the Basic Security Profile 1.0 was approved. More information about WS-I can be found at [www.ws-i.org](http://www.ws-i.org).

This page is intentionally left blank

## **D. THE AFGHANISTAN MISSION NETWORK (AMN) PROFILE OF NATO INTEROPERABILITY STANDARDS**

### **D.1. GENERAL**

061. NATO, through its interoperability directive, has recognized that widespread interoperability is a key component in achieving effective and efficient operations. In many of the operations world-wide in which the military of the NATO nations are engaged, they participate together with a wide variety of the military of other nations and non-military organizations on the ground. The NATO Interoperability Standards and Profile (NISP) provides the necessary guidance and technical components to support project implementations and transition to NATO Network Enabled Capability (NNEC).

#### **D.1.1. Authorised Version**

062. The standards extant for the AMN are described in the NISP. This is published as ADatP-34 by the NATO C3 Board. As part of the NISP, an AMN Profile of NATO Interoperability Standards has been published among the several operational profiles permitted as part of ADatP-34. These are the extant and NATO agreed list of practical standards to achieve immediately usable interoperability between the national network extensions of the NATO nations, coalition partners and NATO provided capabilities.

063. Nations participating in the AMN have agreed to comply with the AMN joining instructions, of which these standards form an integral part.

#### **D.1.2. Application**

064. The AMN Profile will be used in the implementation of NATO Common Funded Systems. Nations participating in AMN agree to use this profile at Network Interconnection Points (NIPs) and at other Service Interoperability Points as applicable.

065. NNEC Services must be able to function in a network environment containing firewalls and various routing and filtering schemes; therefore, developers must use standard and well-known ports wherever possible, and document non-standard ports as part of their service interface. Service developers must assume network behaviour and performance consistent with the existing limits of these networks, taking bandwidth limitations and potentially unreliable networks into account.

#### **D.1.3. Life-Cycle of Standards**

066. ADatP-34 defines four stages within the life-cycle of a standard: **emerging, mandatory, fading and retired**<sup>1</sup>. In those situations where multiple stages are mentioned, the AMN Profile

---

<sup>1</sup>The FMN Profile has been further refined and also additionally uses 4 obligation categories of Mandatory, Conditional, Recommended and Optional to assist with conformity assessments. Where relevant these have also been used in an AMN context.

recommends dates by which the transition to the next stage is to be completed by all AMN members. If a TCN (or NCI Agency) decides to implement emerging standards it is her responsibility to maintain backwards compatibility to the mandatory standard.

### **D.1.4. Forthcoming/Agreed Changes**

#### **D.1.4.1. Indicating Changes to the AMN Profile**

067. The AMN Profile is managed within volume 4 of the Joining, Membership and Exit Instructions (JMEI) (i.e. Vol 4 of the JMEI as currently published as NCI Agency Technical Report TR-2013/ACO008868/04). This document is oriented around the AMN Profile of NATO Interoperability Standards.

068. All changes proposed to this profile must be via the process outlined at section 2.7 of the JMEI Volume 4. All changes are to be first collectively agreed via the AMN Architecture Working Group (AWG). The NCI Agency acts as the custodian for the AMN Profile and is to be used as the conduit for changes (via her dual membership of the AMN AWG and IPCat).

#### **D.1.4.2. Summary of Changes to the AMN Profile**

069. The table below summarizes the main changes between the AMN Profile as published in ADaTP-34(H) to the standards cited in the tables of this document.

**Table D.1. Summary of Changes to the AMN Profile**

<b>Table/Subject</b>	<b>Key updates</b>
Table D.12: Battlespace Management Interoperability Protocols and Standards	<ul style="list-style-type: none"> <li>• Amended edition to STANAG 5511 Ed:6</li> <li>• Amended edition to STANAG 5616 Ed:5</li> </ul>

### **D.1.5. Relationship to NATO C3 Classification Taxonomy**

070. The AMN has been designed and is managed as far as possible using a service approach. The AMN Services are based on the NATO C3 Classification Taxonomy AC/322-N(2012)0092-AS1.

071. The C3 Classification Taxonomy is used to identify particular services and associated Service Interoperability Point where two entities will interface and the standards in use by the relevant systems.

072. Within Volume 4 of the AMN JMEI, the implementation of a standard (where required) is described within an annex associated with each service.

073. The C3 Classification Taxonomy has been used to structure the AMN Profile, commencing with Communications and working up the Taxonomy.



## **D.2. COMMUNICATION SERVICES**

074. **Definition:** *Communications Services interconnect systems and mechanisms for the opaque transfer of selected data between or among access points, in accordance with agreed quality parameters and without change in the form or content of the data as sent and received.*

075. Communications Services can be further defined as:

- Transmission Services
- Transport Services
- Communications Access Services

### **D.2.1. Transmission Services**

076. **Definition:** *Transmission Services cover the physical layer (also referred to as media layer or air-interface in wireless/satellite (SATCOM) communications) supporting Transport Services, as well as Communications Access Services. Support for the latter is relevant to personal communications systems, in which the User Appliances directly connect to the transmission element without any transport elements in between.*

#### **D.2.1.1. Standards**

077. Although the implementation scope of AMN technically does not cover Transmission Services, there is one area that provides the foundation for the provision of federated services on the AMN. The Standards listed in Table D.2 need to be adhered to.

**Table D.2. Transmission IA Services Standards**

<b>ID: Service/Purpose</b>	<b>Standards</b>	<b>Implementation Guidance</b>
1:Information Assurance during Transmission	Mandatory: ACP 176 NATO SUPP 1 (NC)	ACP 176 NATO SUPP 1 (NC) provides configuration settings necessary to ensure interoperability when different cryptographic devices (e.g. KIV-7/KG84/BID1650) are employed together.

### **D.2.2. Transport Services**

078. **Definition:** *Transport Services provide resource-facing services, providing metro and wide-area connectivity to the Communications Access Services that operate at the edges of the network. In that role, Transport Services interact with the Transmission Services using them as the physical layer fabric supporting the transfer of data over a variety of transmission bearers as and where needed.*

079. Transport Services are further defined in the C3 Taxonomy, however the area that is most relevant to the AMN are:

- Edge Transport Services

080. **Definition:** *Edge Transport Services provide the delivery or exchange of traffic flows over different Transmission Services. The traffic flows are formatted and delivered by the Communications Access Services at the edges of the network. This "edge" in Edge Transport is the Wide Area Network (WAN) edge (i.e. the provider edge). In Protected Core Networking (PCN) terms, the edge can be considered as the entry point into the Protected Core.*

### D.2.2.1. Standards

081. The AMN is a converged IP network applying open standards and industry best practices. The AMN architecture uses interconnection based on IPv4 between the Mission Networks (also referred to as autonomous systems).

082. The AMN was originally conceived with IPv6 as the target for interconnecting autonomous systems (although no TCN has yet indicated that they wish to implement this on the AMN).

083. It is now advised that all new equipment, services and applications must support a dual IPv4/IPv6 stack implementation to future-proof the AMN for the long term .

084. The interconnection between Mission Networks is based on STANAG 5067 enhanced with a non-tactical connector and optional 1Gb/s Ethernet. STANAG 5067 provides additional implementation, security and management guidance. Due to the classification level of the AMN, dedicated transmission security (crypto) equipment is used.

085. The standards for Transport and corresponding Communications Equipment are given in Table D.3.

**Table D.3. Edge Transport Services and Communications Equipment Standards**

<b>ID: Service/Purpose</b>	<b>Standards</b>	<b>Implementation Guidance</b>
1: Edge Transport Services between autonomous systems (IP over point-to-point Ethernet links on optical fibre)	<ul style="list-style-type: none"> <li>• Mandatory: ISO/IEC 11801: 2002-09, Information technology –Generic cabling for customer premises, Clause 9. Single-mode optical fibre OS1 wavelength 1310nm.</li> <li>• Mandatory: ITU-T G.652 (11/2009), Characteristics of a single-mode optical fibre and cable. (9/125µm)</li> </ul>	Use 1Gb/s Ethernet over Single-mode optical fibre (SMF).

ID: Service/Purpose	Standards	Implementation Guidance
	<ul style="list-style-type: none"> <li>• Mandatory: IEC 61754-20: 2012(E), Fibre optic interconnecting devices and passive components - Fibre optic connector interfaces - Part 20: Type LC connector family. LC-duplex single-mode connector.</li> <li>• Mandatory: IEEE Std 802.3-2013, Standard for Ethernet- Section 5 - Clause 58 - 1000BASE-LX10, Nominal transmit wavelength 1310nm.</li> </ul> <p>IPv4 over Ethernet:</p> <ul style="list-style-type: none"> <li>• Mandatory: IETF STD 37: 1982 / IETF RFC 826: 1982, An Ethernet Address Resolution Protocol</li> </ul> <p>IPv6 over Ethernet (Optional):</p> <ul style="list-style-type: none"> <li>• Mandatory (if option taken): IETF RFC 4861: 2007, Neighbor Discovery for IP version 6 (IPv6)</li> </ul>	
<p>2: Inter-Autonomous System (AS) routing</p>	<p>IPv4 over Ethernet:</p> <ul style="list-style-type: none"> <li>• Mandatory: IETF RFC 1997:1996, BGP Communities Attribute.</li> <li>• Emerging: IETF RFC 3392: 2002, Capabilities Advertisement with BGP-4.</li> <li>• Mandatory: Border Gateway Protocol V4 (IETF RFC 1771, March 1995).</li> </ul>	<p>BGP deployment guidance in: IETF RFC 1772: 1995, Application of the Border Gateway Protocol in the Internet.</p> <p>Detailed Interface Control Document for “Connection Between CISAF network and TCN networks” [Thales ICD NIP Dec 2012]</p>

ID: Service/Purpose	Standards	Implementation Guidance
	<ul style="list-style-type: none"> <li>• Emerging: IETF RFC 4760: 2007, Multiprotocol Extensions for BGP-4.</li> </ul> <p>32-bit autonomous system numbers:</p> <ul style="list-style-type: none"> <li>• Mandatory: IETF RFC 6793: 2012, BGP Support for Four-Octet Autonomous System (AS) Number Space.</li> <li>• Mandatory: IETF RFC 4360: 2006, BGP Extended Communities Attribute.</li> <li>• Mandatory: IETF RFC 5668: 2009, 4-Octet AS Specific BGP Extended Community.</li> </ul> <p>IPv6 over Ethernet (Optional):</p> <ul style="list-style-type: none"> <li>• Mandatory (if option taken): IETF RFC 2545: 1999, Use of BGP-4 Multiprotocol Extensions for IPv6 Inter-Domain Routing.</li> </ul>	
<p>3: Inter-Autonomous System (AS) multicast routing</p>	<p>IPv4 over Ethernet:</p> <ul style="list-style-type: none"> <li>• Mandatory: IETF RFC 3618: 2003, Multicast Source Discovery Protocol (MSDP).</li> <li>• Mandatory: IETF RFC 3376: 2002, Internet Group Management Protocol, Version 3 (IGMPv3).</li> <li>• Mandatory: IETF RFC 4601, Protocol Independent Multicast version 2 (PIMv2) Sparse Mode (SM).</li> </ul>	

ID: Service/Purpose	Standards	Implementation Guidance
	<ul style="list-style-type: none"> <li>• Mandatory: IETF RFC 4760: 2007 “Multiprotocol Extensions for BGP (MBGP)”.</li> </ul> <p>IPv6 over Ethernet:</p> <ul style="list-style-type: none"> <li>• Note: No standard solution for IPv6 multicast routing has yet been widely accepted. More research and experimentation is required in this area.</li> </ul>	
4: Unicast routing	<ul style="list-style-type: none"> <li>• Mandatory: IETF RFC 4632: 2006, Classless Inter-domain Routing (CIDR): The Internet Address Assignment and Aggregation Plan.</li> </ul>	
5: Multicast routing	<ul style="list-style-type: none"> <li>• Mandatory: IETF RFC 1112: 1989, Host Extensions for IP Multicasting.</li> <li>• Mandatory: IETF RFC 2908: 2000, The Internet Multicast Address Allocation Architecture</li> <li>• Mandatory: IETF RFC 3171: 2001, IANA Guidelines for IPv4 Multicast Address Assignments.</li> <li>• Mandatory: IETF RFC 2365: 1998, Administratively Scoped IP Multicast.</li> </ul>	

### D.2.2.2. Implementation

086. The Network Interconnection Point (NIP) provides a network interconnection at the IP layer for the ISAF SECRET environment making up the AMN. It serves 3 major purposes:

- Intra autonomous system (AS) routing (routing of traffic between nations or between nations and NATO, where each nation is a BGP Autonomous System).
- QoS policy enforcement (to provide end-to-end QoS for the required services).

- IPSLA compliance verification (to verify end-to-end performance compliance).

### **D.2.3. Communications Access Services**

087. **Definition:** *Transport Communications Access Services provide end-to-end connectivity of communications or computing devices. Communications Access Services can be interfaced directly to Transmission Services (e.g. in the case of personal communications systems) or to Transport Services, which in turn interact with Transmission Services for the actual physical transport. Communications Access Services correspond to customer-facing communications services. As such, they can also be referred to as Subscriber Services, or Customer-Edge (CE) Services.*

088. With respect to the current implementation scope of AMN, the following Communications Access services apply:

- Packet-Based Communications Access Services
- Communications Access Information Assurance (IA) Services
- Communications Access Service Management Control (SMC) Services.
- Multimedia Services

#### **D.2.3.1. Standards**

089. To provide federated services, the standards listed in Table D.4 and Table D.5 should be adhered to.

**Table D.4. Packet-based Communications Access Services Standards**

<b>ID: Service/Purpose</b>	<b>Standards</b>	<b>Implementation Guidance</b>
1: Host-to-host transport services	<ul style="list-style-type: none"> <li>• Mandatory: IETF STD 6: 1980 /IETF RFC 768: 1980, User Datagram Protocol.</li> <li>• Mandatory: IETF STD 7: 1981 / RFC 793: 1981, Transmission Control Protocol.</li> </ul>	
2: host-to-host datagram services	Internet Protocol: <ul style="list-style-type: none"> <li>• Mandatory: IETF RFC 791: 1981, Internet Protocol.</li> <li>• Mandatory: IETF RFC 792: 1981, Internet Control Message Protocol.</li> </ul>	IP networking. Accommodate both IPv4 and IPv6 addressing <sup>a</sup>  Max Transmission Unit (MTU) reduced to 1300 bytes, Max Segment Size (MSS) set to 1260 bytes in order to accommodate IP crypto tunneling within autonomous systems

ID: Service/Purpose	Standards	Implementation Guidance
	<ul style="list-style-type: none"> <li>• Mandatory: IETF RFC 919: 1994, Broadcasting Internet Datagrams.</li> <li>• Mandatory: IETF RFC 922: 1984, Broadcasting Internet Datagrams in the Presence of Subnets.</li> <li>• Mandatory: IETF RFC 950: 1985, Internet Standard Subnetting Procedure.</li> <li>• Mandatory: IETF RFC 1112: 1989, Host Extensions for IP Multicasting.</li> <li>• Mandatory: IETF RFC 1812: 1995, Requirements for IP Version 4 Routers.</li> <li>• Advised: IETF RFC 2644: 1999, Changing the Default for Directed Broadcasts in Routers.</li> <li>• Discouraged: IETF RFC 1918:1996, Address Allocation for Private Internets</li> <li>• Discouraged: IETF RFC 1631:1994, The IP Network Address Translation (NAT)</li> </ul> <p>IPv6 over Ethernet (Optional):</p> <ul style="list-style-type: none"> <li>• Recommended: IETF RFC 2460: 1998, Internet Protocol, Version 6 (IPv6) Specification.</li> <li>• Recommended: IETF RFC 3484: 2003, Default Address Selection for Internet Protocol version 6 (IPv6).</li> </ul>	<p>Use of private range addressing (IETF RFC 1918) should be avoided by the TCNs to prevent addressing conflicts with existing networks. IP address space provided by the AMN Naming and Addressing Authority is to be enforced. An option however may exist, for Nations to bring in IP space assigned to the Nation by an Internet Registry under IANA and certified by the nation as globally unique within their networks. This must be coordinated via the AMN Secretariat Technical Management Office</p> <p>On the AMN, NAT has always been highly discouraged within the TCN networks<sup>b</sup>. From Jan 2011 it has been removed as an option for all subsequent joining nations<sup>c</sup>.</p> <p>Regarding IETF RFC 4291: Only IPv6 addresses may be used which are assigned to the nation/NATO out of the pool for global unicast by an Internet Registry under IANA and guaranteed by the nation/NATO as globally unique within their networks</p>

ID: Service/Purpose	Standards	Implementation Guidance
	<ul style="list-style-type: none"> <li>• Recommended: IETF RFC 3810: 2004, Multicast Listener Discovery Version 2 (MLDv2) for IPv6.</li> <li>• Recommended: IETF RFC 4291: 2006, IP Version 6 Addressing Architecture.</li> <li>• Recommended: IETF RFC 4443: 2006, Internet Control Message Protocol (ICMPv6) for the Internet Protocol Version 6 (IPv6) Specification.</li> <li>• Recommended: IETF RFC 4861: 2007, Neighbor Discovery for IP version 6 (IPv6).</li> <li>• Recommended: IETF RFC 5095: 2007, Deprecation of Type 0 Routing Headers in IPv6.</li> </ul>	
<p>3: Differentiated host-to-host datagram services  (IP Quality of Service)</p>	<ul style="list-style-type: none"> <li>• Mandatory: IETF RFC 2474: 1998, Definition of the Differentiated Services Field (DS Field) in the IPv4 and IPv6 Headers.</li> <li>• updated by IETF RFC 3260: 2002, New Terminology and Clarifications for DiffServ.</li> <li>• Mandatory: IETF RFC 4594: 2006, Configuration Guidelines for DiffServ Service Classes.</li> <li>• Mandatory: ITU-T Y.1540 (03/2011), Internet protocol data communication service – IP packet transfer and avail-</li> </ul>	<p>The AMN QoS standard was constructed based on the NATO QoS Enabled Network Infrastructure (QENI).</p> <p>The QoS model adopted is however not quite fully compliant with IP QoS Maturity level QoS-1 as defined in the NII IP QoS Standard [NC3A TN-1417] (the deviation has largely to do with the DSCP markings).</p> <p>AMN IP QoS aggregates all IP traffic into 4x classes - (Real Time (RT); Near Real Time (NRT); Network (routing, signalling, management); Best Effort).</p>



ID: Service/Purpose	Standards	Implementation Guidance
	ability performance parameters. <ul style="list-style-type: none"> <li data-bbox="561 421 973 568">• Mandatory: ITU-T Y.1541 (12/2011), Network performance objectives for IP-based services.</li> <li data-bbox="561 607 973 754">• Mandatory: ITU-T Y.1542 (06/2010), Framework for achieving end-to-end IP performance objectives.</li> <li data-bbox="561 792 973 976">• Mandatory: ITU-T M.2301 (07/2002), Performance objectives and procedures for provisioning and maintenance of IP-based networks.</li> <li data-bbox="561 1014 973 1236">• Mandatory: ITU-T J.241 (04/2005), Quality of service ranking and measurement methods for digital video services delivered over broadband IP networks.</li> </ul>	

<sup>a</sup>Note that although IPv6 has always been part of the AMN Profile it has never been taken up. There has always been the intent to provide a tunnel of v6 over v4 or via a dual stack, should a TCN require it.

<sup>b</sup>Due to the fact that one of the early founding TCN networks of the AMN had already implemented NAT on the already existing network that became the extension, historically NAT has had to be presented as an option for the AMN. NAT however is not in line with the openness required on the AMN and has always been highly discouraged within the TCN network.

<sup>c</sup>Nations that implemented NAT at the foundation of the AMN will remain unaffected and will not be required to change.

**Table D.5. Communications Access IA Services Standards**

ID: Service/Purpose	Standards	Implementation Guidance
1: Provide communications security over the network above the Transport Layer	<ul style="list-style-type: none"> <li data-bbox="561 1659 973 1803">• Mandatory: IETF RFC 5246: 2008, Transport Layer Security (TLS) Protocol Version 1.2.</li> </ul>	

## **D.3. CORE ENTERPRISE SERVICES**

090. **Definition:** *Core Enterprise Services (CES) provide generic, domain independent, technical functionality that enables or facilitates the operation and use of Information Technology (IT) resources.*

091. CES will be broken up further into:

- Infrastructure Services (incl. Information Assurance (IA) services)
- Service Oriented Architecture (SOA) Platform Services
- Enterprise Support Services

### **D.3.1. Infrastructure Services**

092. **Definition:** *Infrastructure Services provide software resources required to host services in a distributed and federated environment. They include computing, storage and high-level networking capabilities that can be used as the foundation for data centre or cloud computing implementations.*

#### **D.3.1.1. Standards**

093. To provide federated services the standards listed in Table Table D.6 should be adhered to.

**Table D.6. Infrastructure Services Standards**

<b>ID: Service/Purpose</b>	<b>Standards</b>	<b>Implementation Guidance</b>
1: <u>Distributed Time Services</u> : Time synchronization	<ul style="list-style-type: none"> <li>• Mandatory: IETF RFC 5905: June 2010, Network Time Protocol version 4 (NTPv4).</li> <li>• Fading: IETF RFC 1305: March 1992, NTPv3.</li> </ul> <p>To aid rapid post event reconstruction, ALL networked equipment will be set to process time as Coordinated Universal Time (UTC). i.e. ZULU Time Zone should apply to the whole Mission Network [AMN TPT CES Sept 2011].</p>	<p>All new capabilities shall use NTPv4. Some legacy systems may still need to use NTPv3.</p> <p>TCN connecting to the AMN Core must use the time service of the AMN Core.</p> <p>A stratum-1 time server is directly linked (not over a network path) to a reliable source of UTC time (Universal Time Coordinate) such as GPS, WWV, or CDMA transmissions through a modem connection, satellite, or radio.</p> <p>Stratum-1 devices must implement IPv4 and IPv6 so that they</p>

ID: Service/Purpose	Standards	Implementation Guidance
		<p>can be used as timeservers for IPv4 and IPv6 Mission Network Elements</p> <p>The W32Time service on all Windows Domain Controllers is to synchronize time through the Domain hierarchy (NT5DS type).</p> <p>Databases are to implement <b>TIMESTAMP</b> as specified in point 4 below</p>
<p>2: <u>Domain Name Services</u>: Naming and Addressing</p>	<ul style="list-style-type: none"> <li>• Mandatory: IETF STD 13: 1987 /, IETF RFC 1034: 1987, Domain Names – Concepts and Facilities.</li> <li>• Mandatory: IETF RFC 1035: 1987, Domain Names – Implementation and specification.</li> <li>• Mandatory: IETF RFC 1032: 1987, Domain Administrators Guide.</li> </ul>	
<p>3: Identification and addressing of objects on the network.</p>	<ul style="list-style-type: none"> <li>• Mandatory: IETF RFC 1738: 1994, Uniform Resource Locators (URL).</li> <li>• Mandatory: IETF RFC 3986: 2005, Uniform Resource Identifiers (URI), Generic Syntax., January 2005 (updates IETF RFC 1738)</li> </ul>	<p>Namespaces within XML documents shall use unique URLs or URIs for the namespace designation.</p>
<p>4: Infrastructure Storage Services: storing and accessing information about the time of events and transactions</p>	<ul style="list-style-type: none"> <li>• Mandatory: ISO/IEC 9075(Parts 1 to 14):2011, Information technology - Database languages – SQL</li> </ul> <p>Databases shall stores date and time values everything</p>	<p>As the AMN user community spans several time zones, applications will increasingly need to conduct transactions across different time zones. Timestamps are essential for auditing purposes. It is important that the integrity of timestamps is main-</p>

ID: Service/Purpose	Standards	Implementation Guidance
	<p>in <code>TIMESTAMP WITH TIME ZONE</code> or <code>TIMESTAMPTZ</code></p>	<p>tained across all Mission Network Elements. From Oracle 9i, PostgreSQL 7.3 and MS SQL Server 2008 onwards, the time zone can be stored with the time directly by using the <code>TIMESTAMP WITH TIME ZONE</code> (Oracle, PostgreSQL) or <code>datetimeoffset</code> (MS-SQL) data types.</p> <p>On the AMN, human interfaces may convert the time for display to the user as (e.g.) D30 (i.e. Local) as required. See also Table D.15 for details on representing time within applications</p>
<p>5: Infrastructure IA Services: Facilitate the access and authorization between users and services.</p> <p>Directory access and management service</p>	<ul style="list-style-type: none"> <li>• Mandatory: IETF RFC 4510: 2006, version 3 of the Lightweight Directory Access Protocol (LDAPv3), (LDAP) Technical Specification Road Map (LDAPv3).</li> <li>• Mandatory: IETF RFC 4511-4519:2006, RFC 4510 and associated LDAP Technical Specification. (RFC 4511-4519)</li> <li>• Mandatory: IETF RFC 2849: 2000, The LDAP Interchange Format 9 (LDIF)., RFC 2849</li> </ul>	<p>There are three options available to a Troop Contributing Nation (TCN) when joining their national network extension to the AMN:</p> <ol style="list-style-type: none"> <li>1. Join the ISAF SECRET AD forest on AMN Core</li> <li>2. Join the AD forest of an existing AMN TCN</li> <li>3. Create own AD forest for the new AMN TCN</li> </ol> <p>(Option 1 and 2 should be considered by the prospective Joining TCN before Option 3).</p> <p>Whilst LDAP is a vendor independent standard, in practice Microsoft Active Directory (AD) is a common product providing directory services on national and NATO owned Mission Network elements. It should be noted that</p>

ID: Service/Purpose	Standards	Implementation Guidance
		<p>AD provides additional services aside from LDAP like functionality.</p> <p>Note: Active Directory Federation Services (ADFS) will not be used on the AMN. The AMN is one logical network based on mutual trust. In such a trusted environment there is no requirement or use case for single sign on for webservice. In those cases where an outside or untrusted subdomain of a Nationally implemented Network desires access to webservice on the AMN, then those services will be granted using "local accounts created on the parent (AMN) domain.</p>
<p>6: <u>Infrastructure IA Services</u>: Digital Certificate Services</p>	<ul style="list-style-type: none"> <li>• Mandatory: ITU-T X.509 (11/2008), Information technology - Open systems interconnection - The Directory: Public-key and attribute certificate frameworks</li> <li>• the version of the encoded public-key certificate shall be v3.</li> <li>• the version of the encoded certificate revocation list (CRL) shall be v2.</li> <li>• Mandatory: NATO Public Key Infrastructure (NPKI) Certificate Policy (CertP) Rev2, AC/322D(2004)0024 REV2</li> </ul>	<p>Note: on the AMN, PKI is only used for authentication (encryption of login). It is not used for the encryption of the entire session<sup>a</sup>.</p>
<p>7: <u>Infrastructure IA Services</u>: Authentication Services</p>	<ul style="list-style-type: none"> <li>• Mandatory: IETF RFC 1510:1993, The Kerberos</li> </ul>	

ID: Service/Purpose	Standards	Implementation Guidance
	Network Authentication Service (V5).	
8: Infrastructure Processing (Operating System) Services	<p>Operating Systems used on the AMN must be accredited by the respective Security Accreditation Authority.</p> <p>As a minimum the Operating Systems should support the specifications for the above (Infrastructure IA Services).</p>	<p>Clients on the AMN Core and Option 1 TCN National Network Extensions are strongly advised to use Windows 7 Enterprise due to the mid-2014 End of Support provision by Microsoft for Windows XP.</p> <p>Win 7 Enterprise was selected due to the inclusion of AppLocker (remote enforcement of application control policies) and integration with Sharepoint 2010 and MS Office Professional Plus 2010.</p> <p>Windows 2008 R2 Standard Full Edition 64 bit is strongly advised for all Domain Controllers. Note Service Pack SP1 should be installed</p>

<sup>3</sup>If PKI was used for the encryption of the entire session then this would create a flurry of un-monitorable traffic across the AMN. This would then lead to Certificate Proxy Services in order to once again see the traffic, and this would lead to a significant slow-down in information flow – which would have impacts in an operation that requires real time information flows.

### **D.3.2. SOA Platform Services**

094. **Definition:** *SOA Platform Services provide a foundation to implement web-based services in a loosely coupled environment, where flexible and agile service orchestration is a requirement. They offer generic building blocks for SOA implementation (e.g. discovery, message busses, orchestration, information abstraction and access, etc.) and can be used as a capability integration platform in a heterogeneous service-provisioning ecosystem.*

#### **D.3.2.1. Standards**

095. To provide federated services the standards listed in Table D.7 should be adhered to.

**Table D.7. Service Oriented Architecture (SOA) platform services and data standards**

ID: Service/Purpose	Standards	Implementation Guidance
1: <u>Web Platform Services</u>	<ul style="list-style-type: none"> <li>• Mandatory: IETF RFC 2616: 1999, Hypertext Transfer Protocol HTTP/ 1.1.</li> <li>• Mandatory: IETF RFC 2817: 2000, Upgrading to TLS within HTTP/ 1.1.</li> <li>• Mandatory: IETF RFC 3986: 2005, Uniform Resource Identifier (URI): Generic Syntax.</li> </ul>	<p>HTTP shall be used as the transport protocol for information without 'need-to-know' caveats between all service providers and consumers (unsecured HTTP traffic).</p> <p>HTTPS shall be used as the transport protocol between all service providers and consumers to ensure Confidentiality requirements (secured HTTP traffic).</p> <p>Unsecured and secured HTTP traffic shall share the same port.</p>
2: Publishing information including text, multimedia, hyperlink features, scripting languages and style sheets on the network	<ul style="list-style-type: none"> <li>• Mandatory: HyperText Markup Language (HTML) 4.01 (strict)</li> <li>• ISO/IEC 15445:2000, Information technology -- Document description and processing languages -- HyperText Markup Language (HTML).</li> <li>• IETF RFC2854:2000, The 'text/html' Media Type.</li> <li>• Emerging (2014): HyperText Markup Language, Version 5 (HTML 5), W3C Candidate Recommendation, Aug 2013</li> </ul>	
3: Providing a common style sheet language for describing presentation semantics (that is, the look and formatting) of docu-	<ul style="list-style-type: none"> <li>• Mandatory: Cascading Style Sheets (CSS), Level 2 revision 1 (CSS 2.1), W3C Recommendation, September 2009.</li> </ul>	

<b>ID: Service/Purpose</b>	<b>Standards</b>	<b>Implementation Guidance</b>
ments written in mark-up languages like HTML.	<ul style="list-style-type: none"> <li>• Emerging (2014): Cascading Style Sheets (CSS) Level 3: <ul style="list-style-type: none"> <li>• Cascading Style Sheets (CSS), Level 2 revision 1 (including errata) (CSS 2.1), W3C Recommendation, June 2011.</li> <li>• CSS Style Attributes, W3C Candidate Recommendation, 12 October 2010</li> <li>• Media Queries, W3C Recommendation, 19 June 2012.</li> <li>• CSS Namespaces Module, W3C Recommendation, 29 September 2011.</li> <li>• Selectors Level 3, W3C Recommendation, 29 September 2011.</li> <li>• CSS Color Module Level 3, W3C Recommendation, 07 June 2011.</li> </ul> </li> </ul>	
4: General formatting of information for sharing or exchange.	<ul style="list-style-type: none"> <li>• Mandatory: Extensible Markup Language (XML) 1.0 (Fifth Edition), W3C Recommendation, 26 November 2008.</li> <li>• Mandatory: XML Schema Part 1: Structures Second Edition, W3C Recommendation, 28 October 2004.</li> <li>• Mandatory: XML Schema Part 2: Datatypes Second Edition, W3C Recommendation, 28 October 2004.</li> </ul>	XML shall be used for data exchange to satisfy those IERs on the AMN that are not addressed by a specific information exchange standard. XML Schemas and namespaces are required for all XML documents.



ID: Service/Purpose	Standards	Implementation Guidance
<p>5: Providing web content or web feeds for syndication to web sites as well as directly to user agents.</p>	<ul style="list-style-type: none"> <li>• Mandatory: (Really Simple Syndication) RSS 2.0 Specification Version 2.0.11, 30 March 2009.</li> <li>• Emerging: IETF RFC 4287: 2005, The Atom Syndication Format. (Atom 1.0).</li> <li>• Emerging: IETF RFC 5023: 2007, The Atom Publishing Protocol.</li> </ul>	
<p>6: Encoding of location as part of web feeds</p>	<ul style="list-style-type: none"> <li>• Mandatory: GeoRSS Simple encoding: Geographically Encoded Objects for RSS feeds: GeoRSS Simple encoding for &lt;georss:point&gt;, &lt;georss:line&gt;, &lt;georss:polygon&gt;, &lt;georss:box&gt;.</li> <li>• Recommended: GeoRSS GML Profile 1.0 a GML subset for &lt;gml:Point&gt;, &lt;gml:LineString&gt;, &lt;gml:Polygon&gt;, &lt;gml:Envelope&gt; of</li> <li>• Recommended: Where GeoRSS Simple is not appropriate the OGC GeoRSS 03-105r1: 2004-02-07, OpenGIS Geography Markup Language (GML) Implementation Specification version 3.1.1.</li> </ul>	<p>GML allows you to specify a coordinate reference system (CRS) other than WGS84 decimal degrees (think lat/long). If there is a need to express geography in a CRS other than WGS84, it is recommended to specify the geographic object multiple times, one in WGS84 and the others in your other desired CRSes.</p> <p>Please also see Table D.10 Regarding Coordinate Reference Systems</p> <p>Schema location for GeoRSS GML Profile 1.0: <a href="http://georss.org/xml/1.0/gmlgeorss.xsd">http://georss.org/xml/1.0/gmlgeorss.xsd</a></p>
<p>7: Message Security for web services</p>	<ul style="list-style-type: none"> <li>• Mandatory: WS-Security: SOAP Message Security 1.1.</li> <li>• Mandatory: XML Encryption Syntax and Processing, W3C Recommendation, 10 December 2002.</li> </ul>	<p>Specifies how integrity and confidentiality can be enforced on messages and allows the communication of various security token formats, such as SAML, Kerberos, and X.509v3. Its main focus is the use of XML Sig-</p>

ID: Service/Purpose	Standards	Implementation Guidance
	<ul style="list-style-type: none"> <li>• Mandatory: XML Signature Syntax and Processing (Second Edition), W3C Recommendation, 10 June 2008.</li> <li>• Mandatory: OASIS WS-I Basic Security Profile Version 1.1, 24 January 2010.</li> </ul>	<p>nature and XML Encryption to provide end-to-end security.</p> <p>Specifies a process for encrypting data and representing the result in XML. Referenced by WS-Security specification.</p> <p>Specifies XML digital signature processing rules and syntax. Referenced by WS-Security specification</p>
8: Security token format	<ul style="list-style-type: none"> <li>• Mandatory: OASIS Standard, Security Assertion Markup Language (SAML) 2.0, March 2005.</li> <li>• Mandatory: OASIS Standard, Web Services Security: SAML Token Profile 1.1 incorporating approved errata 1, Nov 2006.</li> </ul>	<p>Provides XML-based syntax to describe uses security tokens containing assertions to pass information about a principal (usually an end-user) between an identity provider and a web service.</p> <p>Describes how to use SAML security tokens with WS-Security specification.</p>
9: Security token issuing	<ul style="list-style-type: none"> <li>• Mandatory: OASIS Standard, WS-Trust 1.4, incorporating Approved Errata 01, 25 April 2012.</li> <li>• Mandatory: Web Services Federation Language (WS-Federation) Version 1.1, December 2006.<sup>a</sup></li> <li>• Mandatory: Web Services Policy 1.5 – Framework, W3C Recommendation, 04 September 2007.</li> <li>• Mandatory: WS-Security Policy 1.3, OASIS Standard incorporating Approved Errata 01, 25 April 2012.WS-Trust 1.4</li> </ul>	<p>Uses WS-Security base mechanisms and defines additional primitives and extensions for security token exchange to enable the issuance and dissemination of credentials within different trust domains.</p> <p>Extends WS-Trust to allow federation of different security realms.</p> <p>Used to describe what aspects of the federation framework are required/supported by federation participants and that this information is used to determine the appropriate communication options.</p>

ID: Service/Purpose	Standards	Implementation Guidance
10: Transforming XML documents into other XML documents	<ul style="list-style-type: none"> <li>• Mandatory: XSL Transformations (XSLT) Version 2.0, W3C Recommendation, 23 January 2007.</li> <li>• Note that XSLT 2.0 is a revised version of the XSLT 1.0 Recommendation published on 16 November 1999</li> </ul>	Developer best practice for the translation of XML based documents into other formats or schemas.
11: Configuration management of structured data standards, service descriptions and other structured metadata.	<ul style="list-style-type: none"> <li>• Mandatory: ebXML v3.0: Electronic business XML Version 3.0,</li> <li>• Mandatory: Registry Information Model (ebRIM), OASIS Standard, 2 May 2005,</li> <li>• Mandatory: Registry Services and Protocols (ebRS)</li> <li>• Mandatory: OASIS Standard, Universal Description, Discovery, and Integration Specification (UDDI v2.0).</li> <li>• Emerging: OASIS Standard, Universal Description, Discovery, and Integration Specification (UDDI v3.0).</li> </ul>	Used as foundation for setup, maintenance and interaction with a (AMN) Metadata Registry and Repository for sharing and configuration management of XML metadata. Also enables federation among metadata registries/ repositories.
12: Exchanging structured information in a decentralized, distributed environment via web services	<ul style="list-style-type: none"> <li>• Mandatory: W3C SOAP 1.1, Simple Object Access Protocol v1.1 (SOAP) 1.1, W3C Note, 8 May 2000</li> <li>• Mandatory: WSDL v1.1: Web Services Description Language (WSDL) 1.1, W3C Note, 15 March 2001.</li> <li>• Conditional: Representational State Transfer (REST) in accordance with:</li> </ul>	<p>The preferred method for implementing web-services are SOAP, however, there are many use cases (mash-ups etc.) where a REST based interface is easier to implement and sufficient to meet the IERs.</p> <p>Restful services support HTTP caching, if the data the Web service returns is not altered frequently and not dynamic in nature. REST is particularly useful for restricted-profile devices</p>

<b>ID: Service/Purpose</b>	<b>Standards</b>	<b>Implementation Guidance</b>
	<ul style="list-style-type: none"> <li>• University of California, Roy Thomas Fielding, Architectural Styles and the Design of Network-based Software Architectures: 2000, Irvine, CA.</li> <li>• Emerging (2014): SOAP Version 1.2 Part 1: Messaging Framework (Second Edition), W3C Recommendation, 27 April 2007.</li> <li>• Emerging (2014): SOAP Version 1.2 Part 2: Adjuncts (Second Edition), W3C Recommendation, 27 April 2007.</li> <li>• Emerging (2014): SOAP Version 1.2 Part 3: One-Way MEP, W3C Working Group Note, 2 July 2007</li> </ul>	such as mobile phones and tablets for which the overhead of additional parameters like headers and other SOAP elements are less.
13: Secure exchange of data objects and documents across multiple security domains	The Draft X-Labels syntax definition is called the "NATO Profile for the XML "Confidentiality Label Syntax" and is based on version 1.0 of the RTG-031 proposed XML confidentiality label syntax, see "Sharing of information across communities of interest and across security domains with object level protection" below.	
14: Topic based publish / subscribe web services communication	<ul style="list-style-type: none"> <li>• Mandatory: OASIS, Web Services Brokered Notification 1.3 (WS-BrokeredNotification), OASIS Standard, 1 October 2006</li> </ul>	Enable topic based subscriptions for web service notifications, with extensible filter mechanism and support for message brokers.

ID: Service/Purpose	Standards	Implementation Guidance
	<ul style="list-style-type: none"> <li>• Mandatory: OASIS, Web Services Base Notification 1.3 (WS-BaseNotification), OASIS Standard, 1 October 2006</li> <li>• Mandatory: OASIS, Web Services Topics 1.3 (WS-Topics), OASIS Standard, 1 October 2006</li> </ul>	
15: Providing transport-neutral mechanisms to address web services	<ul style="list-style-type: none"> <li>• Mandatory: Web Services Addressing 1.0 – Core, W3C Recommendation, 9 May 2006</li> </ul>	Provides transport-neutral mechanisms to address Web services and messages which is crucial in providing end-to-message level security, reliable messaging or publish / subscribe based web services end.
16: Reliable messaging for web services	<ul style="list-style-type: none"> <li>• Mandatory: OASIS Standard, Web Services Reliable Messaging (WS-Reliable Messaging) Version 1.2, February 2009.</li> </ul>	Describes a protocol that allows messages to be transferred reliably between nodes implementing this protocol in the presence of software component, system, or network failures.

<sup>a</sup>This specification is subject to the following copyright: (c) 2001-2006 BEA Systems, Inc., BMC Software, CA, Inc., International Business Machines Corporation, Layer 7 Technologies, Microsoft Corporation, Inc., Novell, Inc. and VeriSign, Inc. All rights reserve.

### **D.3.3. Enterprise Support Services**

096. **Definition:** *Enterprise Support Services are a set of Community Of Interest (COI) independent services that must be available to all members within the AMN. Enterprise Support Services facilitate other service and data providers on the federated networks by providing and managing underlying capabilities to facilitate collaboration and information management for end-users.*

097. For the purposes of this Volume, Enterprise Support Services will be broken up further into:

- Unified Communication and Collaboration Services
- Information Management Services
- Geospatial Services

### D.3.3.1. Unified Communication and Collaboration Services

098. **Definition:** *Unified Communication and Collaboration Services provide users with a range of interoperable collaboration capabilities, based on standards that fulfill operational requirements. They will enable real-time situational updates to time-critical planning activities between coalition partners, communities of interest (e.g. the Intel community or the Logistics community), and other agencies. Levels of collaboration include awareness, shared information, coordination and joint product development.*

099. Different use cases require different levels of protection of these communication and collaboration services. For voice or audio-based collaboration services, the AMN profile can provide interoperability standards for two different scenarios:

- A. Voice over Secure IP (VoSIP) network services
- B. Network agnostic Secure Voice Services (such as 3G, IP/4G, ISDN)

100. On AMN, VoSIP is mandatory. If however network agnostic Secure Voice services are required in addition to VoSIP<sup>2</sup>, then Secure Communications Interoperability Protocol (SCIP) specifications as defined for audio-based collaboration services (end-to-end protected voice) over any network should be used<sup>3</sup>. [Note this has been included due to the emerging requirements regarding Operation Resolute Support (i.e. from Jan 2015, post ISAF)]

101. For text-based collaboration there is also a basic profile sufficient for operating this service with reduced protection requirements as well as an enhanced XMPP profile that includes additional security mechanisms.

#### D.3.3.1.1. Standards

102. To provide federated services the standards listed in Table D.8 should be adhered to.

**Table D.8. Unified Communication and Collaboration Services and Data Standards**

ID: Service/Purpose	Standards	Implementation Guidance
1: Video-based Collaboration Services (VTC)	<ul style="list-style-type: none"> <li>• Mandatory (VTCoIP Signalling): ITU-T H.323 v7 (12/2009) Packet-based multimedia communications systems;</li> </ul>	<p>AMN VTC over IP is based on a QoS-Enabled Network Infrastructure (QENI) using Diff-serv.</p> <p>The AMN-Wide allowed interconnections are:</p>

<sup>2</sup>The only scenario where this would apply would be in the case that crypto devices cannot be supplied, protected and managed on site and physical access to the AMN is hence not available at that location.

<sup>3</sup>If SCIP is used, then access to the AMN can only be possible if a gateway for SCIP multi-conferencing and interconnection to VoSIP networks is provided. AMN. Additionally to achieve this there would need to be agreement to re-use a Key Management system that is already deployed in ISAF (for example that used for the OMLTs).

ID: Service/Purpose	Standards	Implementation Guidance
	<ul style="list-style-type: none"> <li>• Mandatory (VTCoIP Audio encoding): ITU-T G.722.1c (2005) Corrigendum 1 (06/2008) Low-complexity coding at 24 and 32 kbit/s for hands-free operation in systems with low frame loss;</li> <li>• Mandatory (VTCoIP Video encoding): ITU-T H.263 (01/2005) Video coding for low bit rate communication</li> </ul>	<p>A) Peer to Peer,</p> <p>B) Peer to MCU and</p> <p>C) Peer to MCU to MCU to Peer</p>
<p>2: Audio-based Collaboration Services</p>	<ul style="list-style-type: none"> <li>• Mandatory (VoIP numbering): STANAG 4705 Ed. 1 Ratification Draft, International Network Numbering for Communications Systems in use in NATO.</li> <li>• Mandatory (VoIP): IETF RFC 3261: 2002, SIP: Session Initiation Protocol.</li> <li>• Mandatory (Subscriber Number): STANAG 5046 Ed.3 (1995) The NATO Military Communications Directory System</li> <li>• Mandatory (VoIP Audio data encoding): ITU-T Recommendation G.729 Annex A (11/96), Coding of speech at 8 kbit/s using conjugate-structure algebraic-code-excited linear prediction (CS-ACELP).<sup>a</sup></li> </ul>	<p>VoSIP refers to non-protected voice service running on a classified IP network (as in the case of the AMN).</p> <p>All numbers (calling and called) passed over the NIP consist of 13 digits irrespective of the networks involved. The 13-digits consist of a 6 digit prefix and a 7-digit subscriber number. A TCN must be prepared to pass these 13 digits over the NIP.</p> <p>By default the subscriber number should be taken from STANAG 5046</p> <p>Voice Sampling Interval between Voice packets: 40ms</p> <p>RTP protocol ports 16384 and/or 16385</p> <p>See also detailed Interface Control Document for "Voice over Secure IP (VoSIP) Network Service" [THALES ICD 61935771-558 A Jul 2009].</p>
<p>3: Audio-based Collaboration Services (end-to-end)</p>	<ul style="list-style-type: none"> <li>• Emerging: ITU-T V.150.1 (03/2004), Modem-over-IP</li> </ul>	<p>Secure voice services over any network.</p>

ID: Service/Purpose	Standards	Implementation Guidance
protected voice) (Secure Communications Interoperability Protocol. SCIP)	<p>networks: Procedures for the end-to-end connection of V-series DCEs, incorporating changes introduced by Corrigendum 1 and 2.</p> <ul style="list-style-type: none"> <li>• Emerging: National Security Agency (NSA), SCIP-210. SCIP signalling plan. 2007.</li> <li>• Emerging: NSA, SCIP-214, Interface requirements for SCIP devices to circuit switched networks.</li> <li>• Emerging: NSA, SCIP-215, Interface requirements for SCIP devices to IP networks.</li> <li>• Emerging: NSA, SCIP-216: Minimum Essential Requirements (MER) for V.150.1 recommendation.</li> <li>• Emerging: NSA, SCIP-220: Requirements for SCIP.</li> <li>• Emerging: NSA, SCIP-221: SCIP Minimum Implementation Profile (MIP).</li> <li>• Emerging: NSA, SCIP-233: NATO interim cryptographic suite (NATO and coalition).</li> </ul>	<p>V.150.1 support must be end-to-end supported by unclassified voice network</p> <p>SCIP-214 only applies to gateways</p> <p>Note that SCIP-216 requires universal implementation.</p>
4: Informal messaging services (e-mail)	<ul style="list-style-type: none"> <li>• Mandatory: IETF RFC 2821:2001, Simple Mail Transfer Protocol (SMTP).</li> <li>• Mandatory: IETF RFC 1870:1995, SMTP Service Extension for Message Size Declaration.</li> </ul>	<p>Conditional: messages must be labelled in the message header field “Keywords” (RFC 2822) according to the following convention:</p> <ul style="list-style-type: none"> <li>• [MMM] [CLASSIFICATION], Releasable to [MISSION]</li> </ul>



ID: Service/Purpose	Standards	Implementation Guidance
	<ul style="list-style-type: none"> <li>• Mandatory: IETF RFC 2822:2001, Simple Internet Messages.</li> <li>• Emerging (2016): IETF RFC 5321: 2008, Simple Mail Transfer Protocol which obsoletes: IETF RFC 2821: 2001</li> <li>• Emerging (2017): IETF RFC 6477: 2012, Registration of Military Message Handling System (MMHS) Header Fields for Use in Internet Mail</li> </ul>	<p>Where:</p> <ul style="list-style-type: none"> <li>• CLASSIFICATION is the classification {SECRET, CONFIDENTIAL, RESTRICTED, UNCLASSIFIED}</li> <li>• MMM is the alpha-3 country code e.g. DEU, GBR, as defined in Table 11.ID2 with the exception that NATO will be identified by the four letter acronym “NATO”.</li> <li>•</li> </ul> <p>Example:</p> <ul style="list-style-type: none"> <li>• Keywords: ITA UNCLASSIFIED, Releasable to XFOR</li> </ul>
<p>5: Content encapsulation within bodies of internet messages</p>	<p>Multipurpose Internet Mail Extensions (MIME) specification:</p> <ul style="list-style-type: none"> <li>• Mandatory: IETF RFC 2045:1996, Multipurpose Internet Mail Extensions (MIME) Part One: Format of Internet Message Bodies.</li> <li>• Mandatory: IETF RFC 2046: 1996, Multipurpose Internet Mail Extensions (MIME) Part Two: Media Types.</li> <li>• Mandatory: IETF RFC 2047: 1996, MIME (Multipurpose Internet Mail Extensions) Part Three: Message Header Extensions for Non-ASCII Text.</li> <li>• Mandatory: IETF RFC 2049: 1996, Multipurpose Internet Mail Extensions (MIME) Part</li> </ul>	<p>10 MB max message size limit</p> <p>Minimum Content-Transfer-Encoding:</p> <ul style="list-style-type: none"> <li>• 7bit</li> <li>• base64</li> <li>• binary BINARYMIME SMTP extension [IETF RFC 3030]</li> </ul> <p>Minimum set of media and content-types:</p> <ul style="list-style-type: none"> <li>• text/plain [IETF RFC1521]</li> <li>• text/enriched [IETF RFC1896]</li> <li>• text/html IETF [RFC1866]</li> </ul>

ID: Service/Purpose	Standards	Implementation Guidance
	<p>Five: Conformance Criteria and Examples.</p> <ul style="list-style-type: none"> <li>• Mandatory: IETF RFC 4288 : 2005, Media Type Specifications and Registration Procedures.</li> </ul>	<ul style="list-style-type: none"> <li>• multipart/mixed [IETF RFC 2046]</li> <li>• multipart/signed</li> </ul>
6: text-based collaboration services	<ul style="list-style-type: none"> <li>• Mandatory: Basic XMPP profile (see ID 6.1 below)</li> <li>• Recommended: Enhanced XMPP profile (see ID 6.2)</li> </ul>	Near-real time text-based group collaboration capability for time critical reporting and decision making in military operations.
6.1: text-based collaboration services (basic XMPP profile)	<ul style="list-style-type: none"> <li>• Mandatory: IETF RFC 6120: 2011, Extensible Messaging and Presence Protocol (XMPP): Core</li> <li>• Mandatory: IETF RFC 6121: 2011, Extensible Messaging and Presence Protocol (XMPP) extensions for: Instant Messaging and Presence.</li> <li>• Mandatory: The following XMPP Extension Protocols (XEP) defined by the XMPP Standards Foundation shall also be supported: <ul style="list-style-type: none"> <li>• XEP-0004: Data Forms, August 2007.</li> <li>• XEP-0030: Service Discovery, February 2007</li> <li>• XEP-0045: Multi-User Chat (MUC), July 2008</li> <li>• XEP-0049: Private XML Storage, March 2004</li> <li>• XEP-0050: Ad Hoc Commands, June 2005</li> </ul> </li> </ul>	<p>IETF RFC 6120 supersedes IETF RFC 3920</p> <p>IETF RFC 6121 XMPP IM supersedes IETF RFC 3921</p>

ID: Service/Purpose	Standards	Implementation Guidance
	<ul style="list-style-type: none"> <li>• XEP-0054: vCard Profiles, March 2003</li> <li>• XEP-0065: SOCKS5 Byte streams, April 2011</li> <li>• XEP-0092: Software Version, February 2007</li> <li>• XEP-0096: SI File Transfer, April 2004.</li> <li>• XEP-0114: Jabber Component Protocol, March 2005</li> <li>• XEP-0115: Entity Capabilities, February 2008.</li> <li>• XEP-0203: Delayed Delivery, September 2009</li> <li>• XEP-0220: Server Dialback, December 2007</li> <li>• XEP-0288: Bidirectional Server-to-Server Connections, October 2010</li> <li>• Fading:               <ul style="list-style-type: none"> <li>• XEP-0078: Non-SASL Authentication, October 2008. (for support of older clients)</li> <li>• XEP-0091: Legacy Delayed Delivery, May 2009</li> </ul> </li> </ul>	
6.2: text-based collaboration services (enhanced XMPP profile).	<ul style="list-style-type: none"> <li>• Recommended: The enhanced profile requires compliance with the basic profile as defined above plus:</li> </ul>	Developers are also advised to consult the following IETF RFCs:

ID: Service/Purpose	Standards	Implementation Guidance
	<ul style="list-style-type: none"> <li>• XEP-0033: Extended Stanza Addressing, September 2004</li> <li>• XEP-0079: Advanced Message Processing, November 2005.</li> <li>• XEP-0122: Data Forms Validation. September 2005.</li> <li>• XEP-0199: XMPP Ping, June 2009.</li> <li>• XEP-0249: Direct MUC Invitation, September 2011.</li> <li>• XEP-0258: Security Labels in XMPP, March 2009</li> <li>• Emerging:                             <ul style="list-style-type: none"> <li>• XEP-0311(MUC Fast Re-connect, January 2012</li> </ul> </li> </ul>	<ul style="list-style-type: none"> <li>• IETF RFC 6122: 2011, Extensible Messaging and Presence Protocol (XMPP): Address Format</li> <li>• IETF RFC 6125: 2011, Representation and Verification of Domain-Based Application Service Identity within Internet Public Key Infrastructure Using X.509 (PKIX) Certificates in the Context of Transport Layer Security (TLS)</li> <li>• IETF RFC 3923: 2004, End-to-end signing and object encryption for XMPP</li> <li>• IETF RFC 4854: 2007, XMPP URN A uniform Resource Name (URN) Namespace for Extensions to the Extensible Messaging and Presence Protocol (XMPP).</li> <li>• IETF RFC 4979: 2007, IANA registration of an Enumservice for XMPP (see IETF RFC 3761: 2004, The E.164 to Uniform Resource Identifiers (URI) Dynamic Delegation Discovery System (DDDS) Application (ENUM)).</li> <li>• IETF RFC 5122: 2008, A Internationalized Resource Identifiers (IRIs) and Uniform Resource Identifier (URI) for the Extensible Mes-</li> </ul>

ID: Service/Purpose	Standards	Implementation Guidance
		saging and Presence Protocol (XMPP)

<sup>a</sup>The use of G.729 may require a license fee and/ or royalty fee. DiffServ, PHB and DSCP defined by *IETF RFC 2474: 1998, Definition of the Differentiated Services Field (DS Field) in the IPv4 and IPv6 Headers*. Please also see Table D.3 ID 3 (IP Quality of Service).

### D.3.3.2. Information Management Services

103. **Definition:** *Information Management Services provide technical services "...to direct and support the handling of information throughout its life-cycle ensuring it becomes the right information in the right form and of adequate quality to satisfy the demands of an organization." These services support organizations, groups, individuals and other technical services with capabilities to organize, store and retrieve information (in any format, structured or unstructured) through services and managed processes, governed by policies, directives, standards, profiles and guidelines.*

#### D.3.3.2.1. Standards

104. To provide federated services the standards listed in Table D.9 should be adhered to. Additionally all information should be labelled with the minimum metadata set by ISAF

**Table D.9. Information Management Services and Data Standards**

ID: Service/Purpose	Standards	Implementation Guidance
1: <u>Enterprise Search Services</u> : Automated information resource discover, information extraction and interchange of metadata	<ul style="list-style-type: none"> <li>• Mandatory: ISO 15836:2009, Information and document-ation - The Dublin Core metadata element set.”</li> <li>• Mandatory: TIDE Information Discovery (v2.3.0, Allied Command Transformation Specification, 30 October 2009.)</li> <li>• Emerging: TIDE Transformational Baseline 3.0 – Annex C: TIDE Service Discovery (v.2.2.0, Allied Command Transformation Specification) December 2009.</li> <li>• Emerging: SPARQL 1.1 Query Language, W3C Re-</li> </ul>	<p>ISO 15836:2009 does not define implementation detail.</p> <p>This profile requires a subset of metadata with UTF8 character encoding as defined in the NATO Discovery Metadata Specification (NDMS) – see</p> <p>The technical implementation specifications are part of the TIDE Transformational Baseline v3.0, however, Query-by-Example (QBE), has been deprecated with the TIDE Information Discovery specs v2.3.0 and replaced by SPARQL.</p> <p>The TIDE community is evaluating OpenSearch for potential</p>

ID: Service/Purpose	Standards	Implementation Guidance
	<p>commendation, 21 March 2013.</p> <ul style="list-style-type: none"> <li>• Emerging: OWL 2 Web Ontology Language Document Overview (Second Edition), W3C Recommendation, 11 December 2012.</li> <li>• Emerging (2014): OpenSearch 1.1 Draft 5.</li> </ul>	<p>inclusion into the TIDE Information Discovery specifications. On the AMN CORE a commercial product called FAST ESP is being used to generate search indexes. This product could act as an OpenSearch "slave", but requires adaptation to this Open Standard but only using HTTP. For automated information discovery across the AMN all potential information sources must provide this standard search interface in order to allow tools like FAST ESP to discover relevant information.</p>
<p>2: <u>Enterprise Search Services</u>: manual information resource discovery, classification marking and file naming conventions</p>	<ul style="list-style-type: none"> <li>• Recommended: AC322-N(2010)0025 – Guidance On File Naming</li> </ul>	
<p>3: <u>Enterprise Support Guard Services</u>: General definition of Security and confidentiality metadata</p>	<ul style="list-style-type: none"> <li>• Mandatory: NO-FFI-rapport 00961:2010, XML Confidentiality Label Syntax - a proposal for a NATO specification.</li> <li>• Mandatory: NO-FFI-rapport 00962: 2010, Binding of Metadata to Data Objects - a proposal for a NATO specification.</li> <li>• Mandatory: NCIA TN-1455-REV1, NATO Profile for the Binding of Metadata to Data Objects, Vers 1.1, December 2012.<sup>a</sup></li> <li>• Mandatory: NCIA TN-1456-REV1, NATO Profile for the XML Confidentiality Label</li> </ul>	<p>Services and applications shall implement object level labelling in order to support cross-domain information exchange using common enterprise Support Guard Services (e.g. Cross-Domain Solutions or Information Exchange Gateways)</p>

ID: Service/Purpose	Standards	Implementation Guidance
	Syntax, Vers 1.1, January 2013. <sup>b</sup>	

<sup>a</sup>NC3A TN-1455 is the NATO profile of NO-FFI 00962.

<sup>b</sup>NC3A TN-1456 is the NATO profile of NO-FFI 00961.

### D.3.3.3. Geospatial Services

105. **Definition:** *Geospatial Services deliver network-based access to quality raster, vector and terrain data, available in varying degrees of format and complexity. Geospatial Services form a distinct class of information services through their unique requirements for collecting, converting, storing, retrieving, processing, analyzing, creating, and displaying geographic data. The generic nature of Geospatial Services - "organizing information by location" - is interdisciplinary and not specific to any Community of Interest (COI) or application.*

#### D.3.3.3.1. Standards

106. To provide federated services the standards listed in Table D.10 should be adhered to.

**Table D.10. Enterprise Support Geospatial Services and Data Standards**

ID: Service/Purpose	Standards	Implementation Guidance
1: Geospatial Coordinate Services: identifying Coordinate Reference Systems (CRS)	<ul style="list-style-type: none"> <li>• Fading: “DGIWG Geodetic Codes and Parameters Registry”, <a href="https://portal.dgiwg.org/files/?artifact_id=3071">https://portal.dgiwg.org/files/?artifact_id=3071</a> Last updated, Sept 2000</li> <li>• Recommended: EPSG registry <a href="http://www.epsg-registry.org/">http://www.epsg-registry.org/</a> , current version 8.2, dated 29 November 2013</li> </ul>	The European Petrol Survey Group maintains the most comprehensive and accurate register of international geodetic codes and parameters for CRS. To identify the CRS for the exchange of geospatial data a standard naming convention and reference repository is required.
2: GeoWeb Service Interface to GIS Servers	<ul style="list-style-type: none"> <li>• Recommended: Open Esri GeoServices REST specification Version 1.0, September 2010</li> </ul>	There are implementations of the Open Esri GeoServices REST specification from various other vendors. The REST API may be used for an easier to implement and rich interface to the server side GIS capabilities. Functional Services that support this interface may take advantage of this interface.

ID: Service/Purpose	Standards	Implementation Guidance
3: Geo-Analytical Functionality as a Service	<ul style="list-style-type: none"> <li>• Emerging (2014): Open Esri GeoServices REST specification Version 1.0, September 2010</li> <li>• Emerging (2014): OGC 05-007r7 Web Processing Service 1.0.0</li> </ul>	Instead of retrieving all required spatial data in order to analyze it in a fat client, clients are encouraged to invoke the analytical processes where the data resides so that only the analytic result needs to be transmitted from the server to the client.
4: 3D Perspective Viewer as a GeoWeb-Service	<ul style="list-style-type: none"> <li>• Recommended: KML network link as part of OGC OGC 07-147r2 KM</li> </ul>	Nil
5: Geodetic and geophysical model of the Earth.	<ul style="list-style-type: none"> <li>• Mandatory: NIMA Technical Report 8350.2 Third Edition incorporating Amendments 1 and 2: 23 June 2004, Department of Defense World Geodetic System 1984 Its Definition and Relationships with Local Geodetic Systems.</li> </ul>	
6: Electronic format for medium resolution terrain elevation data.	<ul style="list-style-type: none"> <li>• Mandatory: MIL-PRF-89020 Rev. B, Performance Specification: Digital Terrain Elevation Data (DTED), 23 May 2000.</li> </ul>	Used to support line-of-sight analyzes, terrain profiling, 3D terrain visualization, mission planning/rehearsal, and modeling and simulation.
7: Services to publish geospatial data as maps rendered in raster image formats	<ul style="list-style-type: none"> <li>• Mandatory: ISO 19128:2005, Geographic information - Web map server interface (WMS v.1.3.0).</li> <li>• Mandatory: OGC 02-070 OpenGIS Styled Layer Descriptor (SLD) Implementation Specification v 1.0</li> <li>• Fading (Dec 2012): OGC WMS v1.0.0, v1.1.0, and v1.1.1</li> <li>• Emerging: OGC 05-078r4, OpenGIS Styled Layer Descriptor (SLD) Profile of the Web Map Service</li> </ul>	WMTS are to be provided as a complimentary service to WMS to ease access to users operating in bandwidth constraint environments. WMTS trades the flexibility of custom map rendering for the scalability possible by serving of static data (base maps) where the bounding box and scales have been constrained to discrete tiles which enables the use of standard network mechanisms for scalability such as distributed cache systems to cache images between the client and the server, reducing latency and bandwidth use.



ID: Service/Purpose	Standards	Implementation Guidance
	<p>Implementation Specification v.1.1.0, June 2007.</p> <ul style="list-style-type: none"> <li>Emerging (2018): OGC 07-057r7, OpenGIS Web Map Tile Service Implementation Standard (WMTS) v.1.0.0, April 2010.</li> </ul>	
<p>8: Services to publish vector-based geospatial feature data to applications</p>	<ul style="list-style-type: none"> <li>Mandatory: OGC 04-094, Web Feature Service (WFS) v.1.1.</li> <li>Mandatory: OGC 04-095, Filter Encoding v.1.1</li> <li>Emerging: OGC 10-100r3 Geography Markup Language (GML) simple features profile (with Corrigendum) v 2.0 including OGC 11-044 Geography Markup Language (GML) simple features profile Technical Note v 2.0</li> </ul>	
<p>9: Electronic interchange of geospatial data as coverage, that is, digital geospatial information representing space varying phenomena</p>	<ul style="list-style-type: none"> <li>Mandatory: OGC 07-067r2, Web Coverage Service (WCS) v.1.1.1.</li> <li>Fading (Dec 2011): v1.0.0 and v1.1.0</li> <li>Emerging (2014): OGC 09-110r4, Web Coverage Service (WCS) v2.0, October 2010.</li> </ul>	<p>Web Coverage Service v.1.1.1 is limited to describing and requesting grid (or "simple") coverage.</p> <p>OGC Web Coverage Service (WCS) Standard Guidance Implementation Specification 1.0</p>
<p>10: File based storage and exchange of digital geospatial mapping (raster) data where services based access is not possible</p>	<ul style="list-style-type: none"> <li>Mandatory: GeoTIFF format specification: GeoTIFF Revision 1, Version 1.8.2, December 2000.<sup>a</sup></li> <li>Mandatory: OGC 05-047r3: OpenGIS GML in JPEG 2000 for Geographic Imagery (GMLJP2) Encoding</li> </ul>	<p>This is provided for legacy systems, implementers are encouraged to upgrade their systems to consume OGC Web Services.</p> <p>In practice, the exchange of large geospatial(raster) data sets between Geo organizations of different TCN's is conducted</p>

ID: Service/Purpose	Standards	Implementation Guidance
	<p>Specification 1.0.0, January 2006.</p> <ul style="list-style-type: none"> <li>• Recommended: MIL-PRF-89038, Performance Specification Compressed ARC Digitized Raster Graphics (CADRG). October 1994</li> <li>• Recommended: MIL-STD-2411 (NOTICE 3), Department of Defense Interface Standard: Raster Product Format (31 Mar 2004).</li> </ul>	<p>in the proprietary<sup>b</sup> Multi-resolution seamless image database format (MrSID Generation 3).</p> <p>Data in MrSID format could be transformed to GeoTIFF.</p>
<p>11: File based storage and exchange of non-topological geometry and attribute information or digital geospatial feature (vector) data</p>	<ul style="list-style-type: none"> <li>• Mandatory: OGC 07-147r2, Keyhole Markup Language (KML) 2.2.0, April 2008.</li> <li>• Fading: ESRI White Paper, ESRI Shapefile Technical Description, July 1998.</li> <li>• Emerging (2014): File Geodatabase (.gdb directories). (Note: The current version of the gdb file format is defined via the application programming interface File Geodatabase API 1.3, which is used in several GIS implementations including the open source Geospatial Data Abstraction Library (GDAL)).</li> </ul>	<p>ESRI Shapefiles are used by legacy systems and as file based interchange format. Implementers are encouraged to upgrade their systems based on OGC Web Services.</p> <p>File geodatabases store datasets as folders in a file system with each file capable of storing more than 1 TB of information. Each file geodatabase can hold any number of these large, individual datasets. File geodatabases can be used across all platforms and can be compressed. They support the complete geodatabase information model and are faster than using shapefiles for large datasets. Users are rapidly adopting the file geodatabase in place of using shapefiles.</p>
<p>12: <u>Geospatial Coordinate Services</u>: general positioning, coordinate systems, and coordinate transformations</p>	<ul style="list-style-type: none"> <li>• Recommended: OGC 01-009, OpenGIS Coordinate Transformation Service Implementation Specification Revision 1.00, January 2001.</li> </ul>	

<sup>a</sup>GeoTIFF 1.8.2 is public domain metadata standard embedding geo-referencing information within a TIFF revision 6.0 file.

<sup>b</sup>Requires LizardTech's (lizardtech.com) decoding software development kit (DSDK). The MrSID file format is a proprietary technology that provides tools for the rapid compression, viewing, and manipulation of geospatial raster and LiDAR data.

## **D.4. COMMUNITIES OF INTEREST SERVICES**

107. **Definition:** *Communities of Interest (COI) Services support one or many collaborative groups of users with shared goals, interests, missions or business processes.*

108. COI Service will be broken up further into:

- COI Enabling Services
- COI Specific Services

### **D.4.1. Communities of Interest Enabling Services**

109. **Definition:** *COI-Enabling Services provide COI-dependant functionality required by more than one communities of interest. They are similar to Enterprise Support Services in that they provide building blocks for domain-specific service development. The distinction between the two is that Enterprise Support Services provide generic COI-independent capabilities for the entire enterprise (e.g. collaboration and information management services) and COI-Enabling Services provide those COI-dependant services that are typically shared by a larger group of COIs (e.g. operational planning and situational awareness capabilities).*

110. For the purposes of this Volume, COI-Enabling Services will be broken up further into:

- General COI-Enabling Data Formats and Standards
- Situational Awareness Services
- Biometric Services

#### **D.4.1.1. General COI-Enabling Data Formats and Standards**

##### **D.4.1.1.1. Standards**

111. Common standards that apply to all COI Enabling Service are listed in Table D.11. These should be adhered to if federated services are to be achieved.

**Table D.11. General Data Format Standards**

<b>ID: Service/Purpose</b>	<b>Standards</b>	<b>Implementation Guidance</b>
1: General definition for the Representation of Dates and Times.	• Mandatory: ISO 8601:2004, Data elements and inter-change formats - Information	Implementation of the W3C profile of ISO 8601:2004 (W3CDTF profile) is recommended.

ID: Service/Purpose	Standards	Implementation Guidance
	interchange - Representation of dates and times	Note: See also guidance on storage and use of time given in Table 6. IDs 1 and 4
2: General definition of letter codes for Geographical Entities	<ul style="list-style-type: none"> <li>• Undetermined .</li> </ul>	Alpha-3 codes “XXA”, “XXB”, “XXC”, “XXX” shall not be used to avoid potential conflicts with ISO/IEC 7501-1.
3: General definition of letter codes for identifying Nationality of a person	<ul style="list-style-type: none"> <li>• Conditional: ISO/IEC 7501-1:2008, Identification cards -- Machine readable travel documents - Part 1: Machine readable passport.</li> </ul>	When 3-letter codes are being used for identifying nationality, code extensions such as XXA, XXB, XXC, XXX as defined in ISO/IEC 7501-1 are to be used.
4: General definition of geospatial coverage areas in discovery metadata	<ul style="list-style-type: none"> <li>• Mandatory: NIMA Technical Report 8350.2 Third Edition Amendment 1+2: 23 June 2004, Department of Defense World Geodetic System 1984 Its Definition and Relationships with Local Geodetic Systems.</li> <li>• Mandatory: ISO 19115:2003, Geographic information – Metadata.</li> <li>• Mandatory: ISO 19115:2003/ Cor 1:2006.</li> <li>• Mandatory: ISO 19136:2007, Geographic Information -- Geography Markup Language (GML).</li> <li>• Recommended: STANAG 2586 NATO Geospatial Metadata Profile</li> </ul>	<p>ISO 19139 provides encoding guidance for ISO 19115</p> <p>STANAG 2586 includes the mandatory ISO standards, but concretizes and extends it to cope with the NATO geospatial policy. It provides a conceptual schema and an XML encoding for geospatial metadata elements that extend ISO 19115</p>

### D.4.1.2. Situational Awareness Services

**112. Definition:** *Situational Awareness (SA) Services provide the situational knowledge required by a military commander to plan operations and exercise command and control. This is the result of the processing and presentation of information comprehending the operational environment - the status and dispositions of friendly, adversary, and non-aligned actors, as*

*well as the impacts of physical, cultural, social, political, and economic factors on military operations.*

### D.4.1.2.1. Standards

113. To provide federated services the standards listed in Table D.12 should be adhered to.

**Table D.12. Battlespace Management Interoperability Protocols and Standards**

ID: Service/Purpose	Standards	Implementation Guidance
<p>1: Expressing digital geographic annotation and visualization on, two-dimensional maps and three dimensional globes</p>	<ul style="list-style-type: none"> <li>• Mandatory: TIDE Transformational Baseline Vers. 3.0, Annex A: NATO Vector Graphics (NVG) v1.5, Allied Command Transformation Specification, December 2009.</li> <li>• Fading: NVG 1.4</li> <li>• Retired: NVG 0.3</li> <li>• Mandatory: Open Geospatial Consortium 07-147r2, Keyhole Markup Language (KML) 2.2, April 2008.</li> </ul>	<p>NVG shall be used as the standard Protocol and Data Format for encoding and sharing of information layers.</p> <p>NVG and KML are both XML based language schemas for expressing geographic annotations.</p>
<p>2: Formatted military message exchange in support of:</p> <ul style="list-style-type: none"> <li>• SOA Platform Services/ Message-oriented Middleware Services</li> <li>• Enterprise Support Services/ Unified Communication and Collaboration Services/ Text-based Collaboration Services</li> </ul>	<ul style="list-style-type: none"> <li>• Mandatory: STANAG 5500 Ed.7:2010, Concept of NATO Message Text Formatting System (CONFORMETS) / ADatP-03 Ed. (A) Ver. 1: December 2009.</li> </ul>	<p>ADatP-03(A) contains two different equivalent presentations of data: one as "classic" message or alternatively as XML-MTF instance.</p> <p>A) Automated processing of XML-files in static facilities/systems is much easier and thus preferred for the exchange between national AMN extensions and the AMN Core.</p> <p>B) At the tactical edge of the AMN the "classic" message format is the preferred option as this format is "leaner" and easier</p>

ID: Service/Purpose	Standards	Implementation Guidance
		to transmit via tactical radio systems.
3: Message formats for exchanging information in low bandwidth environments	<ul style="list-style-type: none"> <li>• <b>Mandatory: STANAG 7149 Ed. 5 NATO Message Catalogue APP-11(C) Change 1.</b></li> </ul> <p>Minimum set of messages supported by the AMN Core Network (cited in the form: MTF Name (MTF Identifier, MTF Index Ref Number)):</p> <ul style="list-style-type: none"> <li>• <b>PRESENCE REPORT (PRESENCE, A009)</b></li> <li>• <b>CASUALTY EVACUATION REQUEST (CASEVACREQ, A015)</b></li> <li>• <b>ENEMY CONTACT REPORT (ENEMY CONTACT REP, A023)</b></li> <li>• <b>INCIDENT REPORT (INCREP, A078)</b></li> <li>• <b>MINEFIELD CLEARING RECONNAISSANCE ORDER (MINCLRRECCEORD, A095)</b></li> <li>• <b>AIRSPACE CONTROL ORDER (ACO, F011)</b></li> <li>• <b>AIR TASKING ORDER (ATO, F058)</b></li> <li>• <b>KILLBOX MESSAGE (KILLBOX, F083)</b></li> <li>• <b>AIR SUPPORT REQUEST (AIRSUPREQ, F091)</b></li> <li>• <b>INCIDENT SPOT REPORT (INCSPOTREP, J006)</b></li> </ul>	<p>The following messages that are not compliant with STANAG 7149 Ed.5 could be accepted by the AMN Core Network:</p> <ul style="list-style-type: none"> <li>• <b>Joint Tactical Air Strike Request (JTAR) US DD Form 1972</b></li> <li>• <b>SALUTE (Size, Activity, Location, Unit/Uniform, Time, Equipment)</b></li> </ul> <p>Change request proposals reflecting the requirements for those non-standard messages should be submitted within the configuration management process of ADatP-3 by those nations that are the primary originators of those messages</p> <p>Note: the <b>KILLBOX MESSAGE (KILLBOX, F083)</b> is also promulgated/referred to in Theatre as a ROZ Status message [Note that compliance of the ROZ Status use of F083 with STANAG 7149 Ed 5 has to be confirmed by AMN AWG]</p> <p>Notes for Emerging:</p> <ul style="list-style-type: none"> <li>• <b>A011: Only for ISAF use</b></li> <li>• <b>A012: Formatted message for 9-liner</b></li> <li>• <b>J025: Formatted message to replace the NFFI format</b></li> </ul>

ID: Service/Purpose	Standards	Implementation Guidance
	<ul style="list-style-type: none"> <li>• SEARCH AND RESCUE INCIDENT REPORT (SARIR, J012)</li> <li>• EOD INCIDENT REPORT (EODINCREP, J069)</li> <li>• EVENTS REPORT (EVENTREP, J092)</li> <li>• SITUATION REPORT (SITREP, J095)</li> </ul> <p>Emerging (2015)<sup>a</sup>:</p> <ul style="list-style-type: none"> <li>• OPSITREP IRREGULAR ACTOR (OPSITREP IA, A011)</li> <li>• MEDICAL EVACUATION REQUEST (MEDEVAC, A012)</li> <li>• TROOPS IN CONTACT SALTA FORMAT (SALTATIC, A073)</li> <li>• FRIENDLY FORCE INFORMATION (FFI, J025)</li> <li>• UXO IED REPORT 10-LINER (UXOIED, A075)</li> </ul>	<ul style="list-style-type: none"> <li>• A075: Formatted message for 10-liner</li> </ul>
<p>4: Exchange of digital Friendly Force Information such as positional tracking information between systems hosted on a Mission Network and mobile tactical systems</p>	<ul style="list-style-type: none"> <li>• Mandatory: AC/322-D(2006)0066 Interim NATO Friendly Force Information (FFI) Standard for Interoperability of Force Tracking Systems (FFTS)</li> <li>• Emerging (2015): STANAG 5527 Ed. 1 / ADatP-36(A)(1), Friendly Force Tracking Systems (FFTS) Interoperability.</li> </ul>	<p>All positional information of friendly ground forces (e.g. ground forces of Troop Contributing Nations or commercial transport companies working in support of ISAF Forces) shall be as a minimum made available in a format that can be translated into the NFFI V1.3 format (as specified in AC/322-D(2006)0066)</p>

ID: Service/Purpose	Standards	Implementation Guidance
5: Mediation Services: Mediate between the TDL and MN to provide weapon delivery assets with Situational Awareness on friendly forces.	<ul style="list-style-type: none"> <li>Emerging (2016): STANAG 5528 Ed: 1/ ADatP-37 Ed. A, Services to forward Friendly Force Information to weapon delivery assets.</li> </ul>	
6: Real time automated data exchange between TDL networks.	<ul style="list-style-type: none"> <li>Mandatory: STANAG 5518, Ed.1 - Interoperability Standard for the Joint Range Extension Applications Protocol (JREAP).; see also US MIL-STD 3011</li> </ul> <p>In combination with:</p> <ul style="list-style-type: none"> <li>Mandatory: STANAG 5516, Ed.4:2008 - Tactical Data Exchange (Link16)</li> <li>Mandatory: STANAG 5511, Ed.6:Feb 28, 2006 - Tactical Data Exchange (Link 11/11B); see also US MIL-STD 6011</li> <li>Mandatory: STANAG 5616 Ed.5:2011 - Standards for Data Forwarding between Tactical Data Systems employing Link 11/11B,Link 16, and Link 22.</li> </ul>	<p>Link-16 data is disseminated via JREAP and ad-hoc (i.e. NACT) protocols in ISAF. The transition to a full JREAP based dissemination needs to be implemented in close coordination with via the AMN Sec TMO.</p>
7: Exchanging information on Incident and Event information to support information exploitation.	<ul style="list-style-type: none"> <li>Emerging (2014): Draft EVENTEXPLOITREP XML schema.</li> <li>Recommended: NC3A JOCWatch Web Services Specification - Operational Incident Report (OIR) – 1.2, Sep 2011</li> </ul>	<p>This schema will be used to exchange rich and structured incident/ event information between C2 and Exploitation systems like JOCWatch and CIDNE. National capability developers are invited to contribute to the development of the final EVENTEXPLOITREP XML Schema<sup>c</sup>.</p> <p>Until the EVENTEXPLOITREP XML Schema</p>



ID: Service/Purpose	Standards	Implementation Guidance
	<ul style="list-style-type: none"> <li>Recommended: U.S.PM Battle Command SIGACT Schema<sup>b</sup></li> </ul>	<p>definition is finalised, it is recommended to continue to use the current draft schema also known as OIR (Operational Incident Report) and the SIGACT Schema.</p> <p>The SIGACT schema is used via PASS, webservices and XMPP to exchange SIGACT information at Regional Command level and below.</p>
<p>8: Military Symbology interoperability</p>	<ul style="list-style-type: none"> <li>Mandatory: STANAG 2019, Ed.5:2008, Joint SmbologyAPP-6(B)</li> <li>Recommended: MIL-STD-2525B (w/Change 2), Common Warfighting Symbology, Mar 2007.</li> </ul>	<p>Note that the different standards are not fully compatible with each other and require mapping services. A translation symbol service needs to be provided on the AMN Core Network.</p>
<p>9: Digital exchange of semantically rich information about Battlespace Objects</p>	<ul style="list-style-type: none"> <li>Mandatory: MIP C2 Information Exchange data model (C2IEDM) [note: STANAG 5523 was cancelled]</li> <li>Mandatory: MIP Data Exchange Mechanism (DEM) Block 2</li> <li>Mandatory: AMN MIP Implementation Profile (published in Annex A to NC3A AMN MIP Workshop Final Report). RD-3188</li> </ul>	<p>C2IEDM Business Rule F11.2 b is not applicable in the AMN scope. Implementations shall ensure that the use of CONTEXT-ASSOCIATION does not create circular references between CONTEXTs.</p> <p>AMN members implementing MIP have agreed to use C2IEDM (MIP-Block 2) due to lack of fielded MIP-Block 3.1 systems by the Nations and the limited information exchange requirements of AMN Mission Threads (i.e. no requirement for Operational planning)<sup>d</sup>.</p> <p>Any addition or expansion of this data model or data dictionaries that is deemed to be of general interest shall be submitted as a change proposal within the con-</p>

ID: Service/Purpose	Standards	Implementation Guidance
		<p>figuration control process to be considered for inclusion in the next version of the specification</p> <p>The AMN Integration Core uses Ground Tracks, Event Exploit Rep, Atom, KML, NVG and initial support for JC3IEDM as the basis for its canonical model schemas. Other Schemas of immediate interest to AMN include the US Publish and Subscribe Services (PASS) Schemas POS-REP, SIGACT and GRAPHICS. Altogether allow the ingestion of Track, Unit, Object Associations (ORBAT/ TASKORG), Facilities, Control Features, Air-space Control measures, Routes<sup>e</sup> information and the transformation into formats that the AMN Integration Core canonical model support.</p>

<sup>a</sup>APP-11(C) Change 2, which is satisfying urgent operational requirements and contains new message formats designed for ISAF and similar operations, was sadly not promulgated in 2012. Their promulgation is now forecasted for 2014 with APP-11(D) (1).

<sup>b</sup>It should be noted that this schema is subject to release by the US Army

<sup>c</sup>See [http://tide.act.nato.int/tidepedia/index.php?title=TP\\_112:\\_Event\\_Exploitation\\_Reports\\_\(EVENTEXPLOITREP\)](http://tide.act.nato.int/tidepedia/index.php?title=TP_112:_Event_Exploitation_Reports_(EVENTEXPLOITREP))

<sup>d</sup>It should be noted that no further development is being pursued by the MIP community for MIP-Block 2. If AMN is to progress in line with direction of FMN, implementation needs to include MIP DEM Block 2.0 to 3.1 translation. If incorporated at the AMN Integration Core, translation of the information to other standards would also be also possible.

<sup>e</sup>See also [https://tide.act.nato.int/tidepedia/index.php?title=C2\\_Integration\\_Cononical\\_Modeling](https://tide.act.nato.int/tidepedia/index.php?title=C2_Integration_Cononical_Modeling).

### D.4.1.3. Biometric Services

114. **Definition:** *Biometrics services record measurable biological (anatomical and physiological) and behavioural characteristics of personnel for use by automated recognition systems. Biometric enabled systems typically provide distinct services for Data Collection and for Matching/Identification.*

#### D.4.1.3.1. Standards

115. To provide federated services the standards listed in Table D.13 should be adhered to. NATO is currently in the process of standardizing the exchange of biometric data under STANAG 4715 Ed 1 Biometrics Data, Interchange, Watchlisting and Reporting 3. Oct 2013,

covering AEDP-15 NATO Biometrics Data, Interchange, Watchlisting and Reporting, Ed A Vers 1, October 2013. Currently three out of 11 AMN TCNs (incl. the largest provider of biometric data for the operation), have ratified STANAG 4715 Ed 1 as “Ratifying Implementing”.

**Table D.13. Biometric Data and System Interoperability Protocols and Standards**

ID: Service/Purpose	Standards	Implementation Guidance
1: Interchange of Fingerprint (Type 4 and 14) data	<ul style="list-style-type: none"> <li>• ANSI/NIST ITL 1-2000</li> <li>• ANSI/NIST ITL 1-2007 Part 1</li> <li>• EBTS 1.2 (references ANSI/NIST ITL 1-2000)</li> <li>• FBI EBTS v8.0/v8.1 (references ANSI/NIST ITL 1-2007)</li> <li>• DOD EBTS 2.0</li> <li>• ISO/IEC 19794-2:2005, part 2</li> </ul>	Use of the ISO standard over national standards is preferred.
2: Type 10 Facial	<ul style="list-style-type: none"> <li>• EFTS v7.0, EFTS v7.1</li> <li>• FBI EBTS v8.0/v8.1</li> <li>• ANSI/NIST ITL 1-2000, 1-2007 Part 1</li> <li>• EBTS 1.2 (references EFTS v7.0)</li> <li>• DOD EBTS v2.0</li> <li>• ISO/IEC 19794-5 w/ Amd1:2007, part 5</li> </ul>	Use of the ISO standard over national standards is preferred.
3: Type 16 Iris	<ul style="list-style-type: none"> <li>• ANSI/NIST ITL 1-2000, 1-2007 Part 1</li> <li>• EBTS 1.2</li> <li>• ISO/IEC 19794-6</li> </ul>	Use of the ISO standard over national standards is preferred.

ID: Service/Purpose	Standards	Implementation Guidance
4: Type 17 Iris	<ul style="list-style-type: none"> <li>• ANSI/NIST ITL 1-2007 Part 1</li> <li>• FBI EBTS v8.0/v8.1 (ref AN-SI/NIST ITL 1-2007)</li> <li>• DOD EBTS v2.0</li> <li>• ISO/IEC 19794-6</li> </ul>	Use of the ISO standard over national standards is preferred.

## **D.4.2. Communities of Interest Specific Services**

116. **Definition:** *Community of Interest (COI)-Specific Services provide specific functionality as required by particular C3 user communities in support of NATO operations, exercises and routine activities. These COI-Specific Services were previously also referred to as "functional services" or "functional area services".*

117. For the purposes of this Volume and the AMN, Standards and Implementation Instructions are currently only required for:

- Joint Intelligence, Surveillance and Reconnaissance (JISR or Joint ISR) Community of Interest (COI) Services.

### **D.4.2.1. JISR COI Services**

118. **Definition:** *Joint Intelligence, Surveillance and Reconnaissance (JISR or Joint ISR) Community of Interest (COI) Services provide unique computing and information services for intelligence support to operations. Intelligence Support is the set of military activities that are undertaken to receive commander's direction, proactively collect information, analyze it, produce useful predictive intelligence and disseminate it in a timely manner to those who need to know.*

#### **D.4.2.1.1. Standards**

119. The NATO Intelligence, Surveillance, and Reconnaissance Interoperability Architecture (NIIA) [AEDP-2, Ed.1:2005] provides the basis for the technical aspects of an architecture that provides interoperability between NATO nations' ISR systems. AEDP-2 provides the technical and management guidance for implementing the NIIA in ISR systems. These common standards are listed in Table D.14. These should be adhered to if federated services are to be achieved.

**Table D.14. JISR Interoperability Protocols and Standards**

<b>ID: Service/Purpose</b>	<b>Standards</b>	<b>Implementation Guidance</b>
1: Storing and exchanging of images and associated data	<ul style="list-style-type: none"> <li>• Mandatory: STANAG 4545, Ed. Amendment 1:2000, NATO Secondary Imagery Format (NSIF)</li> </ul>	AEDP-4, Ed. 1, NATO Secondary Imagery Format Implementation Guide, 15 Jun 07, NU.
2: Providing a standard software interface for searching and retrieving for ISR products.	<ul style="list-style-type: none"> <li>• Mandatory: STANAG 4559, Ed. 3:2010 (starting Dec 2011). NATO Standard ISR Library Interface (NSILI).</li> <li>• Fading: STANAG 4559, Ed. 2:2007 (beginning July 2011)</li> </ul>	AEDP-5, Ed. 1, NATO Standard Imagery Library Interface Implementation Guide, TBS, NU  Note: STANAG 4559, Ed.2 and Ed.3 are NOT compatible with each other ( <b>No backwards compatibility</b> ). The NATO provided CSD on the AMN Core network only implements Ed.3:2010).
3: Exchange of ground moving target indicator radar data	<ul style="list-style-type: none"> <li>• Mandatory: STANAG 4607, Ed. 2:2007 NATO Ground Moving Target Indicator (GMTI) Format.</li> <li>• Emerging: STANAG 4607, Ed.3:2010.</li> </ul>	AEDP-7, Ed. 1, NATO Ground Moving Target Indication (GMTI) Format Implementation Guide, TBS, NU
4: Provision of common methods for exchanging of Motion Imagery (MI) across systems	<ul style="list-style-type: none"> <li>• Mandatory: STANAG 4609, Ed. 2:2007 NATO Digital Motion Imagery Standard.</li> <li>• Emerging: STANAG 4609, Ed. 3:2009.</li> </ul>	AEDP-8, Ed. 2, Implementation Guide For STANAG 4609NDMI, June 2007, NU
5: Exchange of unstructured data (documents, jpeg imagery)	<ul style="list-style-type: none"> <li>• Recommended: IPIWIG V4 Metadata Specification: 2009, Intelligence Projects Integration Working Group (IPIWG), Definition of metadata for unstructured Intelligence.</li> </ul>	
6: Providing a standard software interface for exchanging information about sensor planning, including information about capab-	<ul style="list-style-type: none"> <li>• Emerging: OGC 09-000: OGC Sensor Planning Service Implementation Standard v2.0, March 2011.</li> </ul>	For the AMN, Sensor Planning Service implementations shall adhere to the SOAP binding as defined in OGC 09-000.

ID: Service/Purpose	Standards	Implementation Guidance
ilities of sensors, tasking of a sensors and status of sensor-planning requests.		

## **D.5. USER FACING CAPABILITIES**

120. **Definition:** *User-Facing Capabilities express the requirements for the interaction between end users and all CIS Capabilities, in order to process Information Products in support of Business Processes. User-Facing Capabilities incorporate the User Appliances, as well as the User Applications that run on those appliances.*

121. For the purposes of this Volume, only the standards for User Applications need to be cited.

### **D.5.1. User Applications**

122. **Definition:** *User Applications, also known as application software, software applications, applications or apps, are computer software components designed to help a user perform singular or multiple related tasks and provide the logical interface between human and automated activities.*

#### **D.5.1.1. Standards**

123. To provide federated services the standards listed in Table D.15 should be adhered to.

**Table D.15. User Application Standards**

ID: Service/Purpose	Standards	Implementation Guidance
1: Displaying content within web browsers.	<ul style="list-style-type: none"> <li>• Mandatory (for legacy): HyperText Markup Language (HTML) 4.01 Specification. W3C Recommendation 24 December 1999.</li> <li>• Mandatory (for legacy): Extensible Hypertext Markup Language (Second Edition) XHTML 1.0. A Reformulation of HTML 4 in XML 1.0. W3C Recommendation 26 January 2000, revised 1 August 2002</li> <li>• Fading (for legacy): Cascading Style Sheets (CSS), Level</li> </ul>	<p>Applications must support the following browsers: Microsoft Internet Explorer v9.0 and newer, and Mozilla Firefox 12.0 and newer. When a supported browser is not true to the standard, choose to support the browser that is closest to the standard<sup>a</sup>.</p> <p>Some organizations or end-user devices do not allow the use of proprietary extensions such as Adobe Flash or Microsoft Silverlight. Those technologies shall be avoided. Implementers should use open standard based</p>

ID: Service/Purpose	Standards	Implementation Guidance
	<p>2 (CSS 2.0), W3C Recommendation, May 1998</p> <ul style="list-style-type: none"> <li>• Mandatory (for legacy): Cascading Style Sheets (CSS), Level 2 revision 1 (CSS 2.1), W3C Recommendation, September 2009.</li> <li>• Emerging (2014): HyperText Markup Language, Version 5 (HTML 5), W3C Candidate Recommendation, Dec 2012.</li> <li>• Emerging (2014): Cascading Style Sheets (CSS) Level 3:                             <ul style="list-style-type: none"> <li>• Cascading Style Sheets (CSS), Level 2 revision 1 (including errata) (CSS 2.1), W3C Recommendation, June 2011.</li> <li>• CSS Style Attributes, W3C Candidate Recommendation, 12 October 2010</li> <li>• Media Queries, W3C Recommendation, 19 June 2012.</li> <li>• CSS Namespaces Module, W3C Recommendation, 29 September 2011.</li> <li>• Selectors Level 3, W3C Recommendation, 29 September 2011.</li> <li>• CSS Color Module Level 3, W3C Recommendation, 07 June 2011.</li> </ul> </li> </ul>	<p>solutions instead (e.g. move to HTML5 / CSS3).</p> <p>Some AMN members do not allow the use of ActiveX controls in the browser. Browser plugins will need to be approved by AMN Change Advisory Board (CAB).</p>

ID: Service/Purpose	Standards	Implementation Guidance
	Browser plug-ins are not covered by a single specification.	
2: Visualize common operational symbology within C4ISR systems in order to convey information about objects in the battlespace.	<ul style="list-style-type: none"> <li>• Mandatory: STANAG 2019, Ed.5:2008, Joint SmbologyAPP-6(B)</li> <li>• Mandatory: MIL-STD-2525B (w/Change 2), Common Warfighting Symbology, Mar 2007</li> <li>• Mandatory: TIDE Transformational Baseline Vers. 3.0, Annex A: NATO Vector Graphics (NVG) v1.5, Allied Command Transformation Specification, December 2009.</li> <li>• Fading: NVG 1.4</li> <li>• Retired: NVG 0.3</li> </ul>	All presentation service shall render tracks, tactical graphics, and MOOTW objects using this standard except in the case where the object being rendered is not covered in the standard. In these exceptional cases, additional symbols shall be defined as extensions of existing symbol standards and must be backwards compatible. These extensions shall be submitted as a request for change within the configuration management process to be considered for inclusion in the next version of the specification.
3: Reliable messaging over XMPP	XMPP Clients must implement the following XMPP Extension Protocols (XEP): <ul style="list-style-type: none"> <li>• Mandatory: XEP-0184 - Message Delivery Receipts, March 2011 (whereby the sender of a message can request notification that it has been received by the intended recipient).</li> <li>• XEP 0202 - Entity Time, September 2009 (for communicating the local time of an entity)</li> </ul>	All XMPP Chat Clients used on the AMN shall implement these two protocol extensions {this section will be enhanced in the next version based on a detailed recently conducted requirements analysis}.
4: Collaborative generation of spreadsheets, charts, presentations and word processing documents	Office Open XML: <ul style="list-style-type: none"> <li>• Mandatory: Standard ECMA-376, Ed. 1: December</li> </ul>	OASIS Open Document Format ODF 1.0 (ISO/IEC 26300) and Office Open XML (ISO/IEC 29500) are both open docu-



ID: Service/Purpose	Standards	Implementation Guidance
	<p>2006, Office Open XML File Formats.</p> <ul style="list-style-type: none"> <li>• Emerging (2013): ISO/IEC 29500:2012, Information technology -- Document description and processing languages -- Office Open XML File Formats</li> <li>• Part 1: Fundamentals and Markup Language Reference.</li> <li>• Part 2: Open Packaging Conventions.</li> <li>• Part 3: Markup Compatibility and Extensibility.</li> <li>• Part 4: Transitional Migration Features.</li> </ul> <p>Open Document Format:</p> <ul style="list-style-type: none"> <li>• Recommended: ISO/IEC 26300:2006, Information technology -- Open Document Format for Office Applications (OpenDocument) v1.0.</li> <li>• Recommended: ISO/IEC 26300:2006/Cor 1:2010.</li> <li>• Recommended: ISO/IEC 26300:2006/Cor 2:2011.</li> <li>• Recommended: ISO/IEC 26300:2006/Amd 1:2012, Open Document Format for Office Applications (OpenDocument) v1.1</li> </ul>	<p>ment formats for saving and exchanging word processing documents, spreadsheets and presentations. Both formats are XML based but differ in design and scope.</p> <p>ISO/IEC TR 29166:2011, Information technology -- Document description and processing languages -- Guidelines for translation between ISO/IEC 26300 and ISO/IEC 29500 document formats.</p>

ID: Service/Purpose	Standards	Implementation Guidance
5: Document exchange, storage and archiving	<ul style="list-style-type: none"> <li>• Mandatory: ISO 19005-1:2005, Document management -Electronic document file format for long-term preservation –Part 1: Use of PDF 1.4 (PDF/A-1)</li> <li>• Emerging (2014): ISO 19005-2:2011, Document management -- Electronic document file format for long-term preservation -- Part 2: Use of ISO 32000-1 (PDF/A-2)</li> </ul>	See Operational Record Retention Schedule and AMN JMEI Exit Instructions (Vol3) for further details.
6: Representation of Dates and Times	<ul style="list-style-type: none"> <li>• Mandatory: W3C profile of ISO 8601 defined in:                             <ul style="list-style-type: none"> <li>• Date and Time Formats, W3C Note, 15 September 1997</li> </ul> </li> <li>• Recommended: Working with Time Zones, W3C Working Group Note, July 2011.</li> <li>• Conditional (for military command and control systems):                             <ul style="list-style-type: none"> <li>• AAP-6:2013, NATO glossary of terms and definitions. Part 2-D-1, date-time group (DTG) format.</li> </ul> </li> </ul>	<p>See also Table D.6 (ID 1 and 4) for time synchronization within and between systems</p> <p>When a DTG is expressed in local time, this must use the military time zone designator. For AFG this is D30.</p>
7: Internationalization designing, developing content and (web) applications, in a way that ensures it will work well for, or can be easily adapted for, users from any culture, region, or language.	<ul style="list-style-type: none"> <li>• Recommended: Internationalization of Web Design and Applications Current Status, <a href="http://www.w3.org/standards/techs/i18nauthoring">http://www.w3.org/standards/techs/i18nauthoring</a></li> </ul>	Best practices and tutorials on internationalization can be found at: <a href="http://www.w3.org/International/articlelist">http://www.w3.org/International/articlelist</a>

ID: Service/Purpose	Standards	Implementation Guidance
	<ul style="list-style-type: none"> <li>• Recommended: Internationalization of Web Architecture Current Status, <a href="http://www.w3.org/standards/techs/i18nwebarch#w3c_all">http://www.w3.org/standards/techs/i18nwebarch#w3c_all</a></li> <li>• Recommended: Internationalization of XML Current Status, <a href="http://www.w3.org/standards/techs/i18nxml">http://www.w3.org/standards/techs/i18nxml</a></li> <li>• Recommended: Internationalization of Web Services Current Status, <a href="http://www.w3.org/standards/techs/i18nwebofservices">http://www.w3.org/standards /techs/i18nwebofservices</a></li> </ul>	

<sup>a</sup>E.g. using <http://html5test.com> to compare features for HTML5.

## **D.6. HUMAN-TO-HUMAN COMMUNICATION**

124. To work effectively in a federated mission networking environment, it is not sufficient to only standardise technical services. A key prerequisite is to also agree a common language, and terminology for force preparation, training material, user interfaces, common vocabularies etc.

### **D.6.1. Standards**

125. To provide federated services the standards listed in Table D.16 should be adhered to.

**Table D.16. Human-to-human interoperability Standards**

ID: Service/Purpose	Standards	Implementation Guidance
1: Mutual understanding of terminology	<ul style="list-style-type: none"> <li>• Recommended: General terminology: Concise Oxford English Dictionary.</li> <li>• Recommended: Specific military terminology: NSA AAP-6, NATO Glossary of terms and definitions.</li> </ul>	
2: General language communication ability of staff working in a federated networking environment.	<ul style="list-style-type: none"> <li>• Recommended: Standardised Language Profile (SLP) English 3222 in accordance with STANAG 6001 Version 4</li> </ul>	As an addition to SLP Profiles the following proficiency description could also be considered <sup>a</sup> :

ID: Service/Purpose	Standards	Implementation Guidance
		<p>For effective voice communications, a proficient speakers shall:</p> <ol style="list-style-type: none"> <li>1. communicate effectively in voice-only (telephone/radio) and in face-to-face situations;</li> <li>2. communicate on common, concrete and work-related topics with accuracy and clarity;</li> <li>3. use appropriate communicative strategies to exchange messages and to recognize and resolve misunderstandings (e.g. to check, confirm, or clarify information) in a general or work-related context;</li> <li>4. handle successfully and with relative ease the linguistic challenges presented by a complication or unexpected turn of events that occurs within the context of a routine mission situation or communicative task with which they are otherwise familiar; and</li> <li>5. use a dialect or accent which is intelligible to the multinational mission community.</li> </ol>

<sup>a</sup>Source: International Civil Aviation Organization (ICAO) Holistic Descriptors of operational language proficiency (adapted)

## **D.7. SERVICE MANAGEMENT AND CONTROL**

**126. Definition:** *Service Management and Control (SMC) provides a collection of capabilities to coherently manage components in a federated service-enabled information technology infrastructure. SMC tools enable service providers to provide the desired quality of service as specified by the customer. In a federated environment such as the AMN, utilizing common process and data is a critical enabler to management of the network.*

### **D.7.1. Standards**

127. To provide federated services the standards listed in Table D.17 should be adhered to.

**Table D.17. Service Management and Control Interoperability Standards**

<b>ID: Service/Purpose</b>	<b>Standards</b>	<b>Implementation Guidance</b>
1: Provide Service Management within the AMN.	<ul style="list-style-type: none"> <li>• Mandatory: ITIL 2011 update / ISO/IEC 20000</li> </ul>	See also AMN Service Management Framework CONOPS
2: Provide the Control (Governance) required to efficiently and effectively control the AMN.	<ul style="list-style-type: none"> <li>• Recommended: ISACA, Control Objectives for Information and related Technology 5 Framework (COBIT 5).</li> <li>• Optional: TMForum Framework Business Process Framework (eTOM) Release 1.3.</li> </ul>	COBIT is based on established frameworks, such as the Software Engineering Institute’s Capability Maturity Model, ISO9000, ITIL, and ISO 17799 (standard security framework, now ISO 27001).
3: Network management	<ul style="list-style-type: none"> <li>• Mandatory: IETF STD 62: 2002, An Architecture for Describing Simple Network Management Protocol (SNMP) Management Frameworks.</li> </ul>	Details of Simple Network Management Protocol Version 3 (SNMPv3) are defined by IETF RFC 3411 - 3418:2002.
4: SOA Platform SMC Services	<p>Web Services for Management:</p> <ul style="list-style-type: none"> <li>• Recommended: Distributed Management Task Force, WS-Management Specification Version 1.0.0 (DSP0226), 12 Feb 2008.</li> <li>• Recommended: Distributed Management Task Force, WS-Management CIM Binding Specification Version 1.0.0 (DSP0227), 19 June 2009.</li> </ul>	WS-Management provides a common way for systems to access and exchange management information across the IT infrastructure.
5: Represent and share Configuration Items and details about the important attributes and relationships between them.	<ul style="list-style-type: none"> <li>• Recommended: Distributed Management Task Force, CIM Schema version 2.30.0, 27 Sep 2011.</li> </ul>	

ID: Service/Purpose	Standards	Implementation Guidance
	<ul style="list-style-type: none"> <li data-bbox="558 318 973 452">• Recommended: Distributed Management Task Force, CMDB Federation Specification V1.0.1, 22 Apr 2010.</li> </ul>	

## **D.8. ABBREVIATIONS**

128.

**Table D.18. Abbreviations**

Acronym	Description
AAA	Authentication, Authorization, and Accounting
ACL	Access Control List
ACO	Allied Command Operations
ACO	Air Operations... Airspace Control Order
ACP	Allied Communications Publication
ACS	Access Control Service
ACT	Allied Command Transformation
ADAMS	Allied Deployment and Movement System (FAS
ADSF®	Active Directory Federation Services
ADS®	Active Directory Services
ADS	Authoritative Data Sources/Stores (when in the context of Functional Services)
AEP	AMN European Point of Presence
AFPL	Approved Fielded Product List
AMCC	Allied Movement Coordination Cell
AMN	Afghanistan Mission Network
AMNOC	Afghanistan Mission Network Operations Centre
ANSF	Afghan National Security Forces
AOR	Area of Responsibility
APOD	Aerial Port Of Debarkation
ARCENT	Army Component of U.S. Central Command
ARRP	Alliance and Missions Requirements and Resources Plan
AS	autonomous system
ASCM	Airspace Control Measures

<b>Acronym</b>	<b>Description</b>
ATO	Air Tasking Order
AWCC	Afghan Wireless Communication Company
AWG	Architecture Working Group
BDA	Battle Damage Assessment
BE	Best Effort
Bi-SC	Bi- Strategic Command (ACO and ACT)
BGP	Border Gateway Protocol
C5ISR	Coalition Command, Control, Communications and Computers Intelligence, Surveillance, and Reconnaissance
CAB	Change Advisory Board
CBT	Computer Based Training
CDS	Cross Domain Solution
CCP	Configuration Change Proposal
CE	Crisis Establishment (manpower)
CES	Core Enterprise Services
CIAV	Coalition Interoperability Assurance and Validation
CIDNE®	Combined Information Data Network Exchange (FAS)
CIDR	Classless Inter-domain Routing
CIMIC	Civil-Military Co-operation
CIS	communication and information systems
CJMCC	Combined Joint Movement Coordination Centre
CMB	Change Management Board
CMDB	Configuration Management DataBase
CoI	Community of Interest
COIN	Counter Insurgency (Campaign)
COMIJC	Commander IJC
CONOP	Concept of Operation
COP	Common Operational Picture
COTS	Commercial Off The Shelf
CORSOM	Coalition Reception, Staging and Onward Movement (FAS)
CPU	Central Processing Unit
CPOF	Command Post of the Future (FAS)
CRCB	Crisis Response Coordination Board

<b>Acronym</b>	<b>Description</b>
CMRB	CRO Management Resource Board
CSD	Coalition Shared Database
CTE2	Coalition Test and Evaluation Environment
CUR	Crisis Response Operations Urgent Requirement
CX-I	CENTRIXS-ISAF
DCIS	Deployed CIS
DGI	Designated Geospatial Information
DML	Definitive Media Library
DNS`	Domain Name Service
DSCP	Differentiated Services Code Point
E2E	End to End (E2E)
eBGP	External BGP
ECM	Electronic Counter Measures
EG	AMN Executive Group
EVE	Effective Visible Execution Module (FAS)
FAS	Functional Area System
FDCM	Final Disconnection Coord Meeting
FMS	Foreign Military Sales
FP	Force Protection
FRAGO	Fragmentary Order
FS	Functional Service
FSC	Forward Schedule of Change
FTP	File Transfer Protocol
GAL	Global Address List
GeoMetOc	Geospatial Meteorological and Oceanographic
GIRoA	Government of the Islamic Republic of Afghanistan
HN	Host Nation
HPOV®	HP (Hewlett Packard) OpenView
HTTP	Hypertext Transfer Protocol
IANA	Internet Assigned Number Authority
iBGP	internal BGP
ICC	Integrated Command and Control (FAS)
ICD	Interface Control Documentation



<b>Acronym</b>	<b>Description</b>
ICMP	Internet Control Message Protocol
IDC	Information Dominance Center (in IJC)
IEC	International Electrotechnical Commission
IED	Improvised Explosive Device
IEEE	Institute of Electrical and Electronics Engineers
IER	Information Exchange Requirement
IETF	Internet Engineering Task Force
IFTS	ISAF Force Tracking System (FAS)
IJC	ISAF Joint Command
IKM	Information and Knowledge Management
IOC	Initial Operating Capability
IORRB	ISAF Operational Requirements Review Board
IP	Internet Protocol
IPM	Internet Performance Manager
IPS	Intrusion Prevention System
IPSLA	Internet Protocol Service Level Agreement
IPSLA-MA	IPSLA Management Agent
IPT	Integrated Planning Team
ISAB	ISAF Security Accreditation Board
ISAF	International Security Assistance Force
ISFCC	ISAF Strategic Flight Coordination Centre
ISO	International Organization for Standardization
ISR	Intelligence Surveillance and Reconnaissance
ITU	International Telecommunication Union
JALLC	Joint analysis Lessons Learned Centre (Lisbon)
JFC	Joint Force Command
JFCBS	
JMEI	Joining, Membership and Exit Instructions
JOCWATCH	Joint Operations Centre Watchkeeper's Log (FAS)
JOIIS	Joint Operations/Intelligence Information System (FAS)
JTS	Joint Targeting System (FAS)
KAIA-N	Kabul International Airport – North (the military portion of the Airport)

<b>Acronym</b>	<b>Description</b>
KPI	Key Performance Indicators
LAN	Local Area Network
LNO	Liaison Officer
LoA	Letter of Agreement
LogFAS	Logistics Functional Area System
LOS	Line of Sight
mBGP	Multi Protocol BGP
MAJIIC	Multi-Sensor Aerospace-Ground Joint Intelligence, Surveillance and Reconnaissance (ISR) interoperability coalition
MCI	Mission Critical Information
MEDEVAC	Medical Evacuation
MIP	Multilateral Interoperability Programme
MMR	minimum military requirement
MNDDP	Multinational Detailed (re)Deployment Plan
MOU	Memorandum of Understanding
MTU	Maximum Transmission Unit
NAT	Network Address Translation
NATEX	National Expert
NC3B	NATO Consultation, Command And Control Board
NCI Agency	NATO Communications and Information Agency
NCIO	NATO Communications and Information Organisation
NCIRC TC	NATO Computer Incident Response Capability Technical Centre
NDSS	NATO Depot and Supply System (FAS)
NETOPS	Network Operations
NIMP	NATO Information Management Policy
NIMM	NATO Information Management Manual
NIP	Network Interconnection Point
NITB	NATO Intel Toolbox (FAS)
NRA	NATO Registration Authority
NOS	NATO Office of Security
NRT	Near Real Time
NSAB	NATO Security Accreditation Board
NTM-A	NATO Training Mission - Afghanistan

<b>Acronym</b>	<b>Description</b>
NU	NATO Unclassified
OAIS	Open Archival information System
OF-5	Officer Rank (Colonel or Equiv)
OPORDER	Operational Order
OPT	Operational Planning Team
OU	Organizational Unit
PDF/A	Portable Document Format used for digital preservation of electronic documents
PDIM	Primary Directive on Information Management
PE	Peacetime Establishment (manpower)
PKI	Public Key Infrastructure
PNG	Packet Network Gateways
POC	Point of Contact
PoP	Point of Presence
RFC	Request for Change (ITIL)
RFC	Request for Comments (Network Working Group, IETF)
PRT	Provincial Reconstruction Team
QoS	Quality of Service
RC	Regional Command
RAMNOC	Regional Afghanistan Mission Network Operations Centre
RFC	Request for Change
RIR	Regional Internet Registry
RLP	Recognised Logistics Picture
RT	Real Time
SACM	Service Asset and Configuration Management
SCCM	System Center Configuration Manager
SDD	Service Delivery Division (NCI Agency (Service Delivery))
SDE®	Service Desk Express (FAS)
SGI	Supplementary Geospatial Information (supplementary to DGI)
SHAPE	Supreme Headquarters Allied Powers Europe (i.e. HQ ACO)
SLA	Service Level Agreement
SME	Subject Matter Expert
SMF	Service Management Framework (Implementation of ITIL)

<b>Acronym</b>	<b>Description</b>
SMF	Single-mode optical fibre (Equipment)
SMTP	Simple Mail Transfer Protocol
SNMP	Simple Network Management Protocol
SNMP MIB	Simple Network Management Protocol Management information base
SoC	Statement of Compliance
SoF	Special Operations Forces
SOP	Standard Operating Procedure
SRTS	Service Requesting Tasking System
SSH	Secure Shell
SSL	Secure Sockets Layer
STD	Standard
SVT	Service Validation and Testing
TA	Technical Agreement
TACACS+	Terminal Access Controller Access Control System plus
TCN	Troop Contributing Nation
TDS	Trusted Data Sources
THoC	Theatre Head of Contracts
TMO	Technical Management Office (of the AMN Secretariat)
TNMA	Theatre Network Management Architect
TOA	Transfer of Authority
TPT	Technical Planning Team
TRN	Theatre Route Network
TSSB	Theatre Sustainment and Synchronisation Board
TTP	Tactics, Techniques and Procedures
UDP	User Datagram Protocol
VoIP	Voice over IP
VoSIP	Voice over Secure IP
VM	Virtual Machine
VTC	Video Tele Conference
WAN	Wide Area Network
WebTAS®	Web Enabled Temporal analyzis System (FAS)
WSUS®	Windows Server Update Services

Acronym	Description
XML	Extensible Mark-up Language

## **D.9. REFERENCES**

129.

**Table D.19. References**

Reference	Description
ADaTP-34(F)Vol4D Jan 2012	Allied Data Publication 34 (ADaTP-34(F)) STANAG 5524, NATO Interoperability Standards and Profiles (NISP), Volume 4 Interoperability Profiles and Guidance, Section D (page 93), The AMN Profile of NATO Interoperability Standards. 19 January 2012. NATO UNCLASSIFIED.
AC/322-N(2012)0092-AS1	NATO Consultation Command and Control Board. C3 Classification Taxonomy. AC/322- N(2012)0092-AS1. 19 June 2012. NATO UNCLASSIFIED.
MCM-0125-2012	Military Committee. Future Mission Network Concept MCM-0125-2012. 19 November 2012. NATO UNCLASSIFIED.
NC3A TN1417	NATO C3 Agency. Reference Document 2933, IP QoS Standardisation for the NII, RC 7, R.M. van Selm, G. Szabo, R. van Engelshoven, R. Goode, NATO C3 Agency, The Hague, The Netherlands, 15 June 2010 (Pre publication of Technical Note 1417, expected Q4 2010), NATO UNCLASSIFIED.
SHAPE CCD J6/CISO-PAMN/66/13	SHAPE CCD J6. Afghanistan Mission Network Governance Directive – Version 2. SH/CCD J6/CISOPAMN/66/13. 15 April 2013. NATO UNCLASSIFIED.
Thales ICD NIP Dec 2012	<p>THALES Customer Service &amp; Support, NATO SATCOM &amp; FOC CIS for ISAF Interface Control Document (ICD) Between CISAF network and TCN networks. ICD NIP TCN_62543313_558_L. 13 December 2012, NATO UNCLASSIFIED.</p> <p>Made available to Troop Contributing Nations who have federated their Mission Networks to the AMN or who wish to commence the AMN joining process. Please contact the NCI Agency LNO in the AMN Secretariat Technical Management Office in SHAPE for details (NCN 254 2207/2259 or +32 6544 2207/2259).</p>

This page is intentionally left blank

## **E. CORE ENTERPRISE SERVICES IMPLEMENTATION SPECIFICATION**

### **E.1. INTRODUCTION**

130. The Core Enterprise Services Framework ([NC3A CESF, 2009]) describes a set of Core Enterprise Services (CES) – sometimes referred to as the “what” of the NNEC CES. This section addresses the “how” by detailing the profile of functionality and mandated standards for each of the Spiral 1 CES.

131. For each Core Enterprise Service that is expected to be part of the Spiral 1 SOA Baseline, the following sections identify:

- Overview of the service
- Functionality that the service provides
- Mandated Standards
- Spiral 1 Implementation

### **E.2. SOURCES OF RECOMMENDATIONS**

132. When constructing a profile of standards to use within a large organisation, there are a wide range of sources that provide input into the choices that need to be made.

133. The specific standards that are presented in the following sections have been compiled from various sources, including standards bodies, NATO agreed documents and practical experience of conducting experiments with nations and within projects.

134. Because of the time that it takes to ratify a standard or profile, the standards that are recommended in the SOA Baseline may not be the most recent or up to date versions. Some of the most important sources for defining the mandated set of standards for use in NATO are described in the following sections.

#### **E.2.1. The WS-I Profiles**

135. The Web Services Interoperability Organization has developed a collection of “profiles” that greatly simplify the interoperability of SOA Web services. Profiles provide implementation guidelines for how related Web services specifications should be used together for best interoperability between heterogeneous systems.

136. The general profile for service interoperability is called the Basic Profile, which describes how the core Web services specifications – such as Simple Object Access Protocol (SOAP), Web Service Description Language (WSDL) and Universal Description Discovery Integration (UDDI) – should be used together to develop interoperable Web services. Specifically, the profile identifies a set of non-proprietary Web services standards and specifications and

provides clarifications, refinements, interpretations and amplifications of them that promote interoperability.

137. In addition, the WS-I has a number of other profiles that are adopted in this specification.

138. This specification mandates the WS-I basic profile 1.1 (Second Edition), the WS-I Basic Security Profile (version 1.1), the WS-I Simple SOAP Binding Profile (version 1.0) and the Attachments Profile (version 1.0). In this specification there are exceptions to the use of some of the specifications included in the WS-I profiles. These exceptions as noted in the following table.

## **E.2.2. International Standards Organization**

139. The ISO SOA Reference Architecture specifications establishes standardised vocabulary, guidelines and general technical principles underlying Service Oriented Architecture (SOA), including principles relating to functional design, performance, development, deployment and management.

140. Resource identifier: ISO/IEC FDIS 18384:2015

## **E.2.3. NATO Interoperability Standards and Profiles (NISP)**

141. The NISP, otherwise known by its NATO reference, Allied Data Publication 34 (ADatP-34), is an agreed set of standards and profiles that are to be used to “provide the necessary guidance and technical components to support project implementations and transition to NATO Network Enabled Capability (NNEC)”. It specifies which protocols are to be used at every level of the communications stack in different periods. As a ratified, official NATO document, it forms the primary NATO input into the standards that have been selected for implementation within the NNEC interoperability environment.

142. The standards that are mandated here will be submitted to the NISP (esp. vol.2) as upgrades for those recommended in the NISP, and will be included in future versions of the document.

## **E.3. NNEC SOA BASELINE PROFILE QUICK REFERENCE**

143. This section details the mandated functionality and standards for each of the “Spiral 1”. This “profile” of SOA specifications is summarised in the following table. In the cases where a version of a standard in the table deviates from the version of the standard in the WS-I profiles, the version of the standard explicitly defined in the table replaces the related version of the standard in the profile.

144. The last column of the table indicates in which WS-I profile(s) the standard or profile is referenced (if any). Therefore if a profile is quoted, it is mandatory to use it when implementing that service. The WS-I Profiles used are:

- WS-I Basic Profile 1.1
- WS-I Basic Security Profile 1.1



- WS-I Simple SOAP Binding Profile 1.0
- WS-I Attachments Profile 1.0

**Table E.1. CES Standards**

<b>Purpose</b>	<b>Standard Name</b>	<b>Mandated Version</b>	<b>Relationship with the WS-I profiles</b>
<b>XML</b>	Extensible Markup Language (XML)	1.0 (Second Edition)	<ul style="list-style-type: none"> <li>• WS-I Basic Profile</li> <li>• WS-I Simple SOAP Binding Profile</li> <li>• WS-I Attachments Profile</li> </ul>
	Namespaces in XML	1.0	<ul style="list-style-type: none"> <li>• WS-I Basic Profile</li> <li>• WS-I Simple SOAP Binding Profile</li> <li>• WS-I Attachments Profile</li> </ul>
	XML Schema Part 1: Structures	1.0	WS-I Basic Profile
	XML Schema Part 2: Datatypes	1.0	WS-I Basic Profile
<b>Messaging Service</b>	HTTP	1.1	<ul style="list-style-type: none"> <li>• WS-I Basic Profile</li> <li>• WS-I Simple SOAP Binding Profile</li> </ul>
	HTTP State Management Mechanism	RFC 2965	WS-I Basic Profile
	SOAP	1.1	<ul style="list-style-type: none"> <li>• WS-I Basic Profile</li> <li>• WS-I Simple SOAP Binding Profile</li> </ul>
	WS-I Simple SOAP Binding Profile	1.0	
	WS-I Attachments Profile	1.0	
	WS-Reliable Messaging	1.2	
	WS-Addressing	1.0	

<b>Purpose</b>	<b>Standard Name</b>	<b>Mandated Version</b>	<b>Relationship with the WS-I profiles</b>
<b>Pub/Sub Service</b>	WS-Notification	1.3	
<b>Translation Service</b>	XSLT	2.0	
	XQuery	1.0	
	XML Schema	1.0	
	XPath	2.0	
<b>Service Discovery Service</b>	UDDI	3.0.2	Deviation from WS-I Basic Profile 1.1 (second edition). UDDI version 2 is not to be used.
	WSDL	1.1	<ul style="list-style-type: none"> <li>• WS-I Basic Profile</li> <li>• WS-I Simple SOAP Binding Profile</li> <li>• WS-I Attachments Profile</li> </ul>
<b>Metadata Registry Service</b>	ebXML	3.0	
<b>Security Service</b>	HTTP over TLS	RFC 2818	<ul style="list-style-type: none"> <li>• WS-I Basic Profile</li> <li>• WS-I Attachments Profile</li> </ul>
	TLS	1.0 (RFC 2246)	<ul style="list-style-type: none"> <li>• WS-I Basic Profile</li> <li>• WS-I Basic Security Profile</li> </ul>
	SSL	3.0	SSL is not to be used.
	X.509 Public Key Infrastructure Certificate and CRL Profile	RFC 2459	<ul style="list-style-type: none"> <li>• WS-I Basic Profile</li> <li>• WS-I Basic Security Profile</li> </ul>
	WS-Security: SOAP Message Security	1.1 (OASIS Standard Specification, 1 Feb. 2006)	WS-I Basic Security Profile
	Web Services Security: UsernameToken Profile	1.1 (OASIS Standard Specification, 1 Feb. 2006)	WS-I Basic Security Profile

<b>Purpose</b>	<b>Standard Name</b>	<b>Mandated Version</b>	<b>Relationship with the WS-I profiles</b>
	Web Services Security: X.509 Certificate Token Profile	1.1 (OASIS Standard Specification, 1 Feb. 2006)	WS-I Basic Security Profile
	Web Services Security: Rights Expression Language (REL) Token Profile	1.1 (OASIS Standard Specification, 1 Feb. 2006)	WS-I Basic Security Profile
	Web Services Security: Kerberos Token Profile	1.1 (OASIS Standard Specification, 1 Feb. 2006)	WS-I Basic Security Profile
	Web Services Security: SAML Token Profile	1.1 (OASIS Standard Specification, 1 Feb. 2006)	WS-I Basic Security Profile
	Web Services Security: SOAP Messages with Attachments (SwA) Profile	1.1 (OASIS Standard Specification, 1 Feb. 2006)	<ul style="list-style-type: none"> <li>• WS-I Basic Profile</li> <li>• WS-I Basic Security Profile</li> </ul>
	XML Encryption Syntax and Processing	W3C Recommendation 10 Dec. 2002	WS-I Basic Security Profile
	XML Signature Syntax and Processing	1.0 (Second Edition) W3C Rec. 10 June 2008	WS-I Basic Security Profile
	XPointer Framework	W3C Recommendation, 25 Mar. 2003	WS-I Basic Security Profile
	Information technology "Open Systems Interconnection" The Directory: Public-key and attribute certificate frameworks	Technical Corrigendum 1	WS-I Basic Security Profile
	Lightweight Directory Access Protocol : String Representation of Distinguished Names	RFC 4514	WS-I Basic Security Profile
	WS-Addressing	1.0	
	MIME Encapsulation of Aggregate Docu-	RFC 2555	WS-I Attachments Profile

<b>Purpose</b>	<b>Standard Name</b>	<b>Mandated Version</b>	<b>Relationship with the WS-I profiles</b>
	ments, such as HTML (MHTML)		
	Multipurpose Internet Mail Extensions (MIME) Part One: Format of Internet Message Bodies	RFC 2045	WS-I Attachments Profile
	Multipurpose Internet Mail Extensions (MIME) Part Two: Media Types	RFC 2046	WS-I Attachments Profile
	Content-ID and Message-ID Uniform Resource Locators	RFC 2392	WS-I Attachments Profile
	WS-Security Utility	1.0	
	WS-Trust	1.4	
	WS-Federation	1.1	
	WS-Metadata Exchange	1.1	
	WS-Policy	1.5	
	WS-SecurityPolicy	1.3	
	SAML	2.0	
	XACML	2.0	
	XML Confidentiality Label Syntax	NC3A TN 1456	
	Binding of Metadata to Information Objects	NC3A TN 1455	
<b>Enterprise Service Management</b>	WS-Management	1.0	
<b>Enterprise Directory Service</b>	LDAP	3.0 (RFC 4510)	
	TLS	1.0	WS-I Basic Security Profile
	SASL using Kerberos v5 (GSSAPI)	RFC 4422, RFC 4752	

Purpose	Standard Name	Mandated Version	Relationship with the WS-I profiles
Collaboration Service	XMPP	1.0 (RFC 3920, RFC 3921)	

## **E.4. ISO/IEC SOA EMERGING STANDARDS**

**Table E.2. ISO/IEC SOA Standards**

Service Area	Title	URI
SOA	Information technology -- Reference Architecture for Service Oriented Architecture (SOA RA) -- Part 1: Terminology and Concepts for SOA	ISO/IEC FDIS 18384-1 <sup>a</sup>
SOA	Information technology -- Reference Architecture for Service Oriented Architecture (SOA RA) -- Part 2: Reference Architecture for SOA Solutions	ISO/IEC FDIS 18384-2 <sup>b</sup>
SOA	Information Technology -- Reference Architecture for Service Oriented Architecture (SOA) -- Part 3: Service Oriented Architecture Ontology	ISO/IEC FDIS 18384-3 <sup>c</sup>

<sup>a</sup>[http://www.iso.org/iso/home/store/catalogue\\_tc/catalogue\\_detail.htm?csnumber=63104](http://www.iso.org/iso/home/store/catalogue_tc/catalogue_detail.htm?csnumber=63104)

<sup>b</sup>[http://www.iso.org/iso/home/store/catalogue\\_tc/catalogue\\_detail.htm?csnumber=63105](http://www.iso.org/iso/home/store/catalogue_tc/catalogue_detail.htm?csnumber=63105)

<sup>c</sup>[http://www.iso.org/iso/home/store/catalogue\\_tc/catalogue\\_detail.htm?csnumber=63106](http://www.iso.org/iso/home/store/catalogue_tc/catalogue_detail.htm?csnumber=63106)

This page is intentionally left blank

## **F. SERVICE INTERFACE PROFILE (SIP) TEMPLATE DOCUMENT**

### **F.1. REFERENCES**

- [C3 Taxonomy] C3 Classification Taxonomy v. 1.0, AC/322-N(2012)0092
- [CESF 1.2] Core Enterprise Services Framework v. 1.2, AC/322-D(2009)0027
- [DEUeu SDS] Technical Service Data Sheet. Notification Broker v.002, IABG
- [NAF 3.0] NATO Architectural Framework v. 3.0, AC/322-D(2007)0048
- [NC3A RD-3139] Publish/Subscribe Service Interface Profile Proposal v.1.0, NC3A RD-3139
- [NDMS] Guidance On The Use Of Metadata Element Descriptions For Use In The NATO Discovery Metadata Specification (NDMS). Version 1.1, AC/322-D(2006)0007
- [NISP] NATO Interoperability Standards and Profiles
- [NNEC FS] NNEC Feasibility Study v. 2.0
- [RFC 2119] Key words for use in RFCs to Indicate Requirement Levels, IETF
- [SOA Baseline] Core Enterprise Services Standards Recommendations. The Service Oriented Architecture (SOA) Baseline Profile, AC/322-N(2012)0205
- [\[WS-I Basic Profile\]](#)

### **F.2. BACKGROUND**

145. Within the heterogeneous NATO environment, experience has shown that different services implement differing standards, or even different profiles of the same standards. This means that the interfaces between the services of the CES need to be tightly defined and controlled. This is the only way to achieve interoperability between diverse systems and system implementations. Recommendations for the use of specific open standards for the individual CES are laid down in the C3B document “CES Standards Recommendations - The SOA Baseline Profile” [SOA Baseline], which will also be included as a dedicated CES set of standards in the upcoming NISP version.

146. Our experience shows that while open standards are a good starting point, they are often open to different interpretations which lead to interoperability issues. Further profiling is

required and this has been independently recognised by NCIA (under ACT sponsorship) and IABG (under sponsorship of IT-AmtBw).

147. The SDS (for example [DEU SDS], IABG) and SIP (for example [NC3A RD-3139], NCIA) have chosen slightly different approaches. The SIP tries to be implementation agnostic, focusing on interface and contract specification, with no (or minimal, optional and very clearly marked) deviations from the underlying open standard. The SDS is more implementation specific, providing internal implementation details and in some cases extends or modifies the underlying open standard, based on specific National requirements. Our previous experience with the former CES WG while working on [SOA Baseline] is that Nations will not accept any implementation details that might constrain National programmes. Therefore, a safer approach seems to focus on the external interfaces and protocol specification.

### **F.3. SCOPE**

148. The aim of this document is to define a template based on the NCIA and IABG proposal for a standard profiling document, which from now on will be called Service Interface Profile (SIP).

149. Additionally, this document provides guiding principles and how the profile relates to other NATO documentation.

### **F.4. SERVICE INTERFACE PROFILE RELATIONSHIPS TO OTHER DOCUMENTS**

150. SIPs were introduced in the NNEC Feasibility Study [NNEC FS] and further defined in subsequent NATO documents. In essence:

151. SIP describes the stack-of-standards that need to be implemented at an interface, as described in the [NNEC FS]

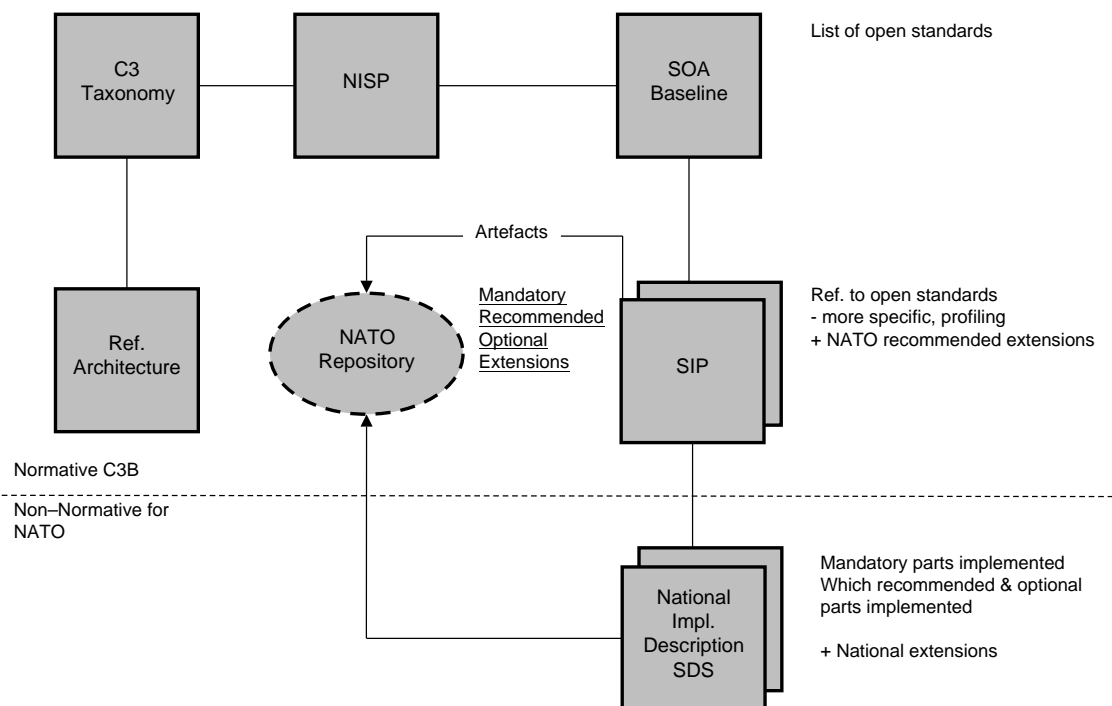
152. SIPs are technology dependent and are subject to change - provisions need to be made to allow SIPs to evolve over time (based on [NNEC FS])

153. SIP represents the technical properties of a key interface used to achieve interoperability within a federation of systems (see [NAF 3.0])

154. SIP reference documents to be provided by NATO in concert with the Nations (see [CESF 1.2])

155. The SIP will not be an isolated document, but will have relationships with many other external and NATO resources, as depicted in the picture Document relationships:





**Figure F.1. Document relationships**

- [C3 Taxonomy] – the C3 Taxonomy captures concepts from various communities and maps them for item classification, integration and harmonization purposes. It provides a tool to synchronize all capability activities for Consultation, Command and Control (C3) in the NATO Alliance. The C3 Taxonomy level 1 replaces the Overarching Architecture.
- Reference Architectures – defined for specific subject areas to guide programme execution.
- [NISP] – provides a minimum profile<sup>1</sup> of services and standards that are sufficient to provide a useful level of interoperability.
- [SOA Baseline] – recommends a set of standards to fulfil an initial subset of the Core Enterprise Service requirements by providing a SOA baseline infrastructure. As such, it is intended to be incorporated into the NISP as a dedicated CES set of standards.

<sup>1</sup>Please note that word “profile” can be used at different levels of abstraction and slightly different meanings. In the NISP context, “profile” means a minimal set of standards identified for a given subject area (e.g. AMN Profile, CES/ SOA Baseline Profile). In the context of SIP, “profile” means more detailed technical properties of an interface specified with a given standard(s).

- SIPs - will provide a normative profile of standards used to implement a given service. As such it provides further clarification to standards as provided in the NISP/SOA Baseline. The SIP may also contain NATO specific and agreed extensions to given standards.
- There will be multiple national/NATO implementations of a given SIP. These implementations must implement all mandatory elements of a SIP and in addition can provide own extensions, which can be documented in a Nationally defined document, e.g. in a form of a Service Description Sheet.

156. The process, governance and the responsible bodies for the SIPs need to be urgently determined. This includes the implementation of a repository to store the different artefacts.

## **F.5. GUIDING PRINCIPLES FOR A CONSOLIDATED SIP/SDS PROFILE**

157. The following guiding principles derived from the WS-I Basic Profile<sup>2</sup> are proposed to drive the development of a consolidated SIP/SDS Profile:

158. The Profile SHOULD provide further clarifications to open and NATO standards and specifications. This cannot guarantee complete interoperability, but will address the most common interoperability problems experienced to date.

- The Profile SHOULD NOT repeat referenced specifications but make them more precise.
- The Profile SHOULD make strong requirements (e.g., MUST, MUST NOT) wherever feasible; if there are legitimate cases where such a requirement cannot be met, conditional requirements (e.g., SHOULD, SHOULD NOT) are used. Optional and conditional requirements introduce ambiguity and mismatches between implementations. The keywords "MUST", "MUST NOT", "REQUIRED", "SHALL", "SHALL NOT", "SHOULD", "SHOULD NOT", "RECOMMENDED", "MAY", and "OPTIONAL" are to be interpreted as described in [IETF RFC 2119].
- The Profile SHOULD make statements that are testable wherever possible. Preferably, testing is achieved in a non-intrusive manner (e.g., by examining artefacts "on the wire").
- The Profile MUST provide information on externally visible interfaces, behaviour and protocols, but it SHOULD NOT provide internal implementation details. It MAY also state non-functional requirements to the service (e.g., notification broker must store subscription information persistently in order to survive system shutdown).
- The Profile MUST clearly indicate any deviations and extensions from the underlying referenced specifications. It is RECOMMENDED that any extensions make use of available extensibility points in the underlying specification. The extensions MUST be made recommended or optional in order to not break interoperability with standard-compliant

---

<sup>2</sup>Based on <http://ws-i.org/Profiles/BasicProfile-1.2-2010-11-09.html#philosophy>

products (e.g. COTS) that will not be able to support NATO specific extensions. Extensions SHOULD be kept to the minimum.

- When amplifying the requirements of referenced specifications, the Profile MAY restrict them (e.g., change a MAY to a MUST), but not relax them (e.g., change a MUST to a MAY).
- If a referenced specification allows multiple mechanisms to be used interchangeably, the Profile SHOULD select those that best fulfil NATO requirements, are well-understood, widely implemented and useful. Extraneous or underspecified mechanisms and extensions introduce complexity and therefore reduce interoperability.
- Backwards compatibility with deployed services is not a goal of the SIP, but due consideration is given to it.
- Although there are potentially a number of inconsistencies and design flaws in the referenced specifications, the SIP MUST only address those that affect interoperability.

## **F.6. PROPOSED STRUCTURE FOR A CONSOLIDATED SIP/ SDS PROFILE**

159. Based on analysis of the “Technical Service Data Sheet for Notification Broker v.002”, [NC3A RD-3139] and “RD-3139 Publish/Subscribe Service Interface Profile Proposal v.1.0” [DEU SDS] the following document structure is proposed for the consolidated Profile:

**Table F.1. Service Interface Profile**

<b>Section</b>	<b>Description</b>
<b>Keywords</b>	Should contain relevant names of the [C3 Taxonomy] services plus other relevant keywords like the names of profiled standards.
<b>Metadata</b>	Metadata of the document, that should be based on the NATO Discovery Metadata Specification [NDMS] and MUST include: Security classification, Service name (title), Version, Unique identifier, Date, Creator, Subject, Description, Relation with other SIPs. The unique identifier MUST encode a version number and C3 Board needs to decide on a namespace. It needs to be decided whether URN or URL should be used to format the identifier.
<b>Abstract</b>	General description of the service being profiled.
<b>Record of changes and amendments</b>	The list of changes should include version number, date, originator and main changes.

Section	Description
	The originator should identify an organisation/Nation (not a person).
<b>Table of Contents</b>	<i>Self-explanatory</i>
<b>Table of Figures</b>	<i>Self-explanatory</i>
<b>1. Introduction</b>	Should provide an overview about the key administrative information and the goals/non-goals of the service
<b>1.1 Purpose of the document</b>	Same for all SIPs. Does not contain a service specific description. <i>“Provide a set of specifications, along with clarifications, refinements, interpretations and amplifications of those specifications which promote interoperability.”</i>
<b>1.2 Audience</b>	The envisioned audience consists of: Project Managers procuring Bi-SC or NNEC related systems; The architects and developers of service consumers and providers; Coalition partners whose services may need to interact with NNEC Services; Systems integrators delivering systems into the NATO environment
<b>1.3 Notational Conventions</b>	Describes the notational conventions for this document: <i>italics</i> Syntax derived from underpinning standards should use the Courier font.
<b>1.4 Taxonomy allocation</b>	Provides information on the position and description of the service within the [C3 Taxonomy]
<b>1.5 Terminology/Definitions</b>	Introducing service specific terminology used in the document with short descriptions for every term.
<b>1.6 Namespaces</b>	Table with the prefix and the namespaces used in the document.
<b>1.7 Goals</b>	Service specific goals of the profile. They will tell which aspects of the service will be covered by the profile, e.g. identify specific protocols, data structures, security mechanisms etc.
<b>1.8 Non-goals</b>	An explanation for not addressing the listed non-goals potentially relevant in a given context. This section may contain references to external documents dealing with the identified is-

Section	Description
	sues (e.g. security mechanisms are described in different SIP/document).
<b>1.9 References</b>	Normative and non-normative references to external specifications.
<b>1.10 Service relationship</b>	Relationships to other services in the [C3 Taxonomy].
<b>1.11 Constraints</b>	Preconditions to run the service; when to use and when not to use the service. <i>service is not intended to work with encrypted messages</i>
<b>2. Background (non-normative)</b>	Descriptive part of the document
<b>2.1 Description of the operational requirements</b>	Description of the operational background of the service to give an overview where and in which environment the service will be deployed.
<b>2.2 Description of the Service</b>	Purpose of the service, its functionality and intended use. Which potential issues can be solved with this service?
<b>2.3 Typical Service Interactions</b>	Most typical interactions the service can take part in. Should provide better understanding and potential application of a service and its context. This part is non-normative and will not be exhaustive (i.e. is not intended to illustrate all possible interactions). Interactions can be illustrated using UML interaction, sequence, use case, and/or state diagrams.
<b>3. Service Interface Specification (normative)</b>	Prescriptive part of the document (not repeating the specification)
<b>3.1 Interface Overview</b>	Introduction with a short description (containing operations, etc.) of the interface. Short overview table with all operations identifying which ones are defined by the SIP as mandatory, recommended or optional. Any extensions to underlying services (e.g. new operations) must be clearly marked. Specific example: Response “service unavailable” if operations are not implemented/available.
<b>3.2 Technical Requirements</b>	Description of the specific technical requirements. Generic non-functional requirements
<b>3.3 Operations</b>	Detailed description of mandatory, recommended and optional operations: input, output,

Section	Description
	faults, sequence diagram if necessary. Clearly mark extensions to the underlying referenced standards. Any non-standard behaviour must be explicitly requested and described, including specific operations or parameters to initiate it. Specific examples : Explicitly request non-standard filter mode; explicitly request particular transport mode. - Internal faults could be handled as an unknown error. Additional information (internal error code) can be ignored by the user.
<b>3.4 Errors (Optional section)</b>	Description of the specific errors and how the recipient is informed about them.
<b>4. References</b>	Contains document references.
<b>Appendices (optional)</b>	Service specific artefacts (non-normative and normative), e.g. WSDLs / Schemas for specific extensions

## **F.7. TESTING**

160. As indicated in the guiding principles, the profile should make statements that are testable. An attempt should be made to make any testable assertions in SIPs explicit in a similar way to the WS-I profiles, i.e. by highlighting the testable assertions and even codifying them such that an end user of the SIP can run them against their service to check conformance. It should also be possible to come up with testing tools and scenarios similar to those defined by the WS-I for the Basic Profile<sup>3</sup>.

161. It needs to be decided how formal testing could be organized. Possibilities include dedicated testing body, multinational venues and exercises (like CWIX) and others.

<sup>3</sup><http://www.ws-i.org/docs/BPTestMethodology-WorkingGroupApprovalDraft-042809.pdf>

## **G. FEDERATED MISSION NETWORKING SPIRAL 1.1 STANDARDS PROFILE**



**Figure G.1.**

### **G.1. INTRODUCTION**

162. This document defines the Standards Profile for Federated Mission Networking (FMN) Spiral 1. FMN Standards Profiles provide a suite of interoperability standards and other standardized profiles for interoperability of selected community of interest services, core services and communications services in a federation of mission networks. It places the required interoperability requirements, standards and specifications in context for FMN Affiliates.

163. FMN Standards Profiles are generic specifications at a logical level. They allow for independent national technical service implementations, without the loss of essential interoperability aspects.

164. FMN is founded on a service-oriented approach. The interoperability standards applicable to these services are identified and specified in line with the NATO C3 Taxonomy.

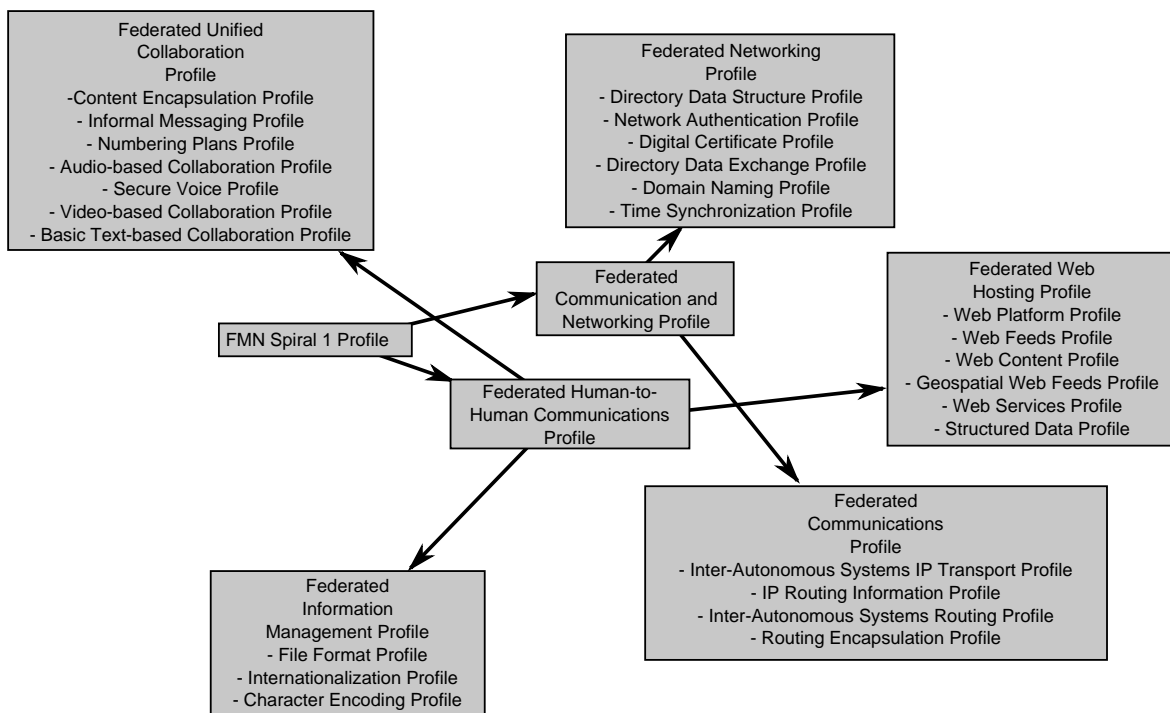
#### **G.1.1. Disclaimer**

165. The information in this document is derived from the Enterprise Mapping (EM) Wiki, a data analysis and enterprise architecture tool based on Semantic MediaWiki technology and hosted by the Technology and Human Factors (THF) Branch at Headquarters Supreme Allied Commander Transformation (HQ SACT).

166. This document is generated overnight in an automated process and stamped with a date on the cover page. Hence, a baselined version is not exclusively identified by a version marking and the date on the cover must be used for version control.

### **G.2. OVERVIEW**

167. The diagram below presents an overview of the profile structure.



**Figure G.2.**

### **G.3. FMN SPIRAL 1 PROFILE**

#### **G.3.1. Scope**

168. The Federated Mission Networking (FMN) Spiral 1 standards profile defines interface standards for the services that are required to deploy a Mission Network Elements (FMN capability option A). Mission Network Extensions (option B) and Hosted Users (option C) may not meet these minimum service and service interoperability requirements. Connectivity and service provision throughout the federation is regulated by hosting agreements between participants.

169. FMN Spiral 1 refers to an FMN maturity level in which separate physical infrastructures exist per mission and per security classification level. This spiral is an evolution of the fielded baseline of the Afghanistan Mission Network (AMN). Notably, biometrics interoperability standards were removed and the network architecture has changed from a hub-and-spoke to a meshed concept.

170. Mission Network Extensions must be provided with their local area networks (including IP management) within the physical and cyber security boundaries of the hosting Mission Network Element. The services must function in a network environment that contains firewalls and various routing and filtering schemes; therefore, developers must use standards and well-known



port specifications wherever possible, and document non-standard configurations as part of their service interface.

### **G.3.2. Interoperability**

171. In the context of Federated Mission Networking, the purpose of standardization is to enable interoperability in a multi-vendor, multi-network, multi-service environment. Technical interoperability must be an irrefutable and inseparable element in capability development and system implementation - without it, it is not possible to realize connections and service deliveries across the federation and hence, information sharing will not be achieved.

172. Within NATO, interoperability is defined as "the ability to act together coherently, effectively and efficiently to achieve allied tactical, operational and strategic objectives". In the context of information exchange, interoperability means that a system, unit or forces of any service, nation can transmit data to and receive data from any other system, unit or forces of any service or nation, and use the exchanged data to operate effectively together.

### **G.3.3. Standards and Profiles**

173. For successful Federated Mission Networking, technical interface standards are critical enablers that have to be collectively followed and for which conformity by all participating members is important.

174. Standards are aggregated in profiles. A standards profile is a set of standards for a particular purpose, covering certain services in the C3 taxonomy, with a guidance on implementation when and where needed. As profiles serve a particular purpose, they can be used in different environments, and therefore, they are not specific to a single overarching operational or technical concept. Profiles for Federated Mission Networking may and will be reused in other profiles.

175. Generally, the scope of a profile in the EM Wiki is limited: it will focus on only a few services and a limited scope of functionality. Therefore, a full profile with a wider scope (ranging to an environment, a system or a concept) will have to consist of a selection of profiles, that together cover the full capability of that overarching profile. For organization of these standards and profiles, the overarching profile - in this case the FMN Spiral 1 Profile - is broken down in a hierarchical tree that forms a number of functional branches, ending in the leaves that are the profiles which contain the actual assignments of standards and their implementation guidance.

176. In the profiles, interoperability standards fall into four obligation categories:

- **Mandatory** - Mandatory interoperability standards must be met to enable Federated Mission Networking
- **Conditional** - Conditional interoperability standards must be present under certain specific circumstances

- Recommended - Recommended interoperability standards may be excluded for valid reasons in particular circumstances, but the full implications must be understood and carefully weighed
- Optional - Optional interoperability standards are truly optional

### **G.3.4. Sources**

177. The interoperability standards profile in this document is derived from standards that are maintained by a selection of standardization organizations and conformity and interoperability resources. Some of these are included in the NATO Interoperability Standards and Profiles. Furthermore, standards are used from:

- International Organization for Standardization (ISO) standards
- International Electrotechnical Commission (IEC) standards
- International Telecommunication Union (ITU) Radiocommunication (R) Recommendations
- International Telecommunication Union (ITU) Telecommunication (T) Recommendations
- Internet Engineering Task Force (IETF) Requests for Comments (RFC)
- World Wide Web Consortium (W3C) Recommendations
- Multilateral Interoperability Programme (MIP) standards
- Secure Communications Interoperability Profiles (SCIP)
- Extensible Messaging and Presence Protocol (XMPP) Extension Protocols (XEP)

### **G.3.5. Federated Communications and Networking Profile**

178. The Federated Communications and Networking Profile arranges standards profiles for the facilitation of the platform and communications infrastructure of federated mission networks.

#### **G.3.5.1. Federated Communications Profile**

179. The Federated Communications Profile arranges standards profiles for the addressing, routing, forwarding, quality and security of IP traffic over federated mission networks.

<b>Service</b>	<b>Standard</b>	<b>Implementation Guidance</b>
<b>Inter-Autonomous Systems IP Transport Profile</b>		
The Inter-Autonomous Systems IP Transport Profile provides standards and guidance for Edge Transport Services between autonomous systems, using Internet Protocol (IP) over point-to-point Ethernet links on optical fibre.		
IP-based Transport Services	<i>Mandatory</i>	Use 1Gb/s Ethernet over single-mode optical fibre (SMF).

Service	Standard	Implementation Guidance
	<p>Section 3 - Clause 58 - 1000BASE-LX10, nominal transmit wavelength 1310nm</p> <ul style="list-style-type: none"> <li>• <a href="#">IEEE 802.3-2012 - Single-mode fiber using 1,310 nm wavelength</a></li> </ul> <p><i>Mandatory</i></p> <ul style="list-style-type: none"> <li>• <a href="#">ISO/IEC 11801 - Generic cabling for customer premises</a></li> </ul> <p><i>Mandatory</i></p> <p>Standards for IP version 4 (IPv4) over Ethernet</p> <ul style="list-style-type: none"> <li>• <a href="#">IETF RFC 826 - Ethernet Address Resolution Protocol</a></li> </ul> <p><i>Mandatory</i></p> <p>The use of LC-connectors is required for network interconnections inside shelters (or inside other conditioned infrastructure). If the interconnection point is outside a shelter in a harsh environment, the interconnection shall follow STANAG 4290 connector specification.</p> <ul style="list-style-type: none"> <li>• <a href="#">ITU-T G.652 - Optical Fibre Cable</a></li> <li>• <a href="#">IEC 61754-20 - Interface standard for LC connectors with protective housings related to IEC 61076-3-106</a></li> <li>• <a href="#">NSO STANAG 4290 - Standard for Gateway Multichannel Cable Link (Optical)</a></li> </ul>	
<p><b>IP Routing Information Profile</b></p>		
<p>The IP Routing Information Profile provides standards and guidance for support of the Routing Information Protocol (RIP) to expand the amount of useful information carried in RIP messages and to add a measure of security.</p>		
<p>IP-based Transport Services</p>	<p><i>Optional</i></p>	

Service	Standard	Implementation Guidance
	<p>Under the condition that interconnecting partners support auto-configuration, this standard applies as an optional capability to support automatic configuration. Otherwise, partners by default will following the manual configuration process.</p> <ul style="list-style-type: none"> <li>• <a href="#">IETF RFC 2453 - RIP Version 2</a></li> </ul>	
<p><b>Inter-Autonomous Systems Multicast Routing Profile</b></p> <p>The Inter-Autonomous Systems Multicast Routing Profile provides standards and guidance for multicast routing between inter-autonomous systems.</p>		
<p>Packet Routing Services, IPv4 Routed Access Services</p>	<p><i>Mandatory</i></p> <p>The following standards shall apply for all IP interconnections</p> <ul style="list-style-type: none"> <li>• <a href="#">IETF RFC 4601 - Protocol Independent Multicast - Sparse Mode (PIM-SM): Protocol Specification (Revised)</a></li> <li>• <a href="#">IETF RFC 1112 - Host Extensions for IP Multicasting</a></li> <li>• <a href="#">IETF RFC 3376 - Internet Group Management Protocol, Version 3</a></li> </ul> <p><i>Mandatory</i></p> <p>MNEs, as well as MNXs with their own multicast capability, shall provide a Rendezvous Point (RP) supporting the following IP multicast protocol standards</p> <ul style="list-style-type: none"> <li>• <a href="#">IETF RFC 3618 - Multicast Source Discovery Protocol (MSDP)</a></li> <li>• <a href="#">IETF RFC 4760 - Multiprotocol Extensions for BGP-4</a></li> </ul> <p><i>Mandatory</i></p> <p>The following standards shall apply to multicast routing</p> <ul style="list-style-type: none"> <li>• <a href="#">IETF RFC 2908 - The Internet Multicast Address Allocation Architecture</a></li> </ul>	

Service	Standard	Implementation Guidance
	<ul style="list-style-type: none"> <li>• <a href="#">IETF RFC 3171 - IANA Guidelines for IPv4 Multicast Address Assignments</a></li> <li>• <a href="#">IETF RFC 2365 - Administratively Scoped IP Multicast</a></li> </ul>	
<p><b>IP Quality of Service Profile</b></p>		
<p>The IP Quality of Service Profile provides standards and guidance to establish and control an agreed level of performance for IP services in federated networks.</p>		
<p>IP-based Transport Services,  IPv4 Routed Access Services</p>	<p><i>Mandatory</i></p> <p>Utilize Quality of Service capabilities of the network (Diffserve, no military precedence on IP)</p> <ul style="list-style-type: none"> <li>• <a href="#">IETF RFC 2474 - Definition of the Differentiated Services Field (DS Field) in the IPv4 and IPv6 Headers</a></li> <li>• <a href="#">IETF RFC 4594 - Configuration Guidelines for DiffServ Service Classes</a></li> <li>• <a href="#">ITU-T Y.1540 - IP packet transfer and availability performance parameters</a></li> <li>• <a href="#">ITU-T Y.1541 - Network performance objectives for IP-based services</a></li> <li>• <a href="#">ITU-T Y.1542 - Framework for achieving end-to-end IP performance objectives</a></li> <li>• <a href="#">ITU-T M.2301 - Performance objectives and procedures for provisioning and maintenance of IP-based networks</a></li> <li>• <a href="#">ITU-T J.241 - Quality of service ranking and measurement methods for digital video services delivered over broadband IP networks</a></li> </ul> <p><i>Conditional</i></p> <p>The following normative standards shall apply for IP Quality of Service (QoS)</p> <ul style="list-style-type: none"> <li>• <a href="#">NSO STANAG 4711 - Internet Protocol Quality of Service</a></li> </ul>	<p>For NATO-led Mission Network deployments, the following governing policies apply:</p> <ul style="list-style-type: none"> <li>• <a href="#">AC/322(SC/6)WP(2009)0002-REV2 - "NC3B Policy on the Federation of Networks and Provision of Communications Services within the Networking Information Infrastructure"</a></li> <li>• <a href="#">NATO Policy for Standardization</a></li> </ul>

Service	Standard	Implementation Guidance
<p><b>Inter-Autonomous Systems Routing Profile</b></p>		
<p>The Inter-Autonomous Systems Routing Profile provides standards and guidance for routing between inter-autonomous systems</p>		
<p>Packet Routing Services, IPv4 Routed Access Services</p>	<p><i>Recommended</i></p> <p>Additionally, the following standard applies for 32-bit autonomous system numbers (ASN)</p> <ul style="list-style-type: none"> <li>• <a href="#">IETF RFC 5668 - 4-Octet AS Specific BGP Extended Community</a></li> </ul> <p><i>Mandatory</i></p> <p>The following standard applies for unicast routing</p> <ul style="list-style-type: none"> <li>• <a href="#">IETF RFC 4632 - Classless Inter-domain Routing (CIDR): The Internet Address Assignment and Aggregation Plan</a></li> </ul> <p><i>Mandatory</i></p> <p>The following standards apply for all IP interconnections</p> <ul style="list-style-type: none"> <li>• <a href="#">IETF RFC 1997 - BGP Communities Attribute</a></li> <li>• <a href="#">IETF RFC 4360 - BGP Extended Communities Attribute</a></li> <li>• <a href="#">IETF RFC 3392 - Capabilities Advertisement with BGP-4</a></li> <li>• <a href="#">IETF RFC 4271 - Border Gateway Protocol 4 (BGP-4)</a></li> <li>• <a href="#">IETF RFC 4760 - Multiprotocol Extensions for BGP-4</a></li> </ul>	<p>Border Gateway Protocol (BGP) deployment guidance in IETF RFC 1772:1995, Application of the Border Gateway Protocol in the Internet.</p> <p>BGP sessions must be authenticated, through a TCP message authentication code (MAC) using a one-way hash function (MD5), as described in IETF RFC 4271.</p>
<p><b>Routing Encapsulation Profile</b></p>		
<p>The Routing Encapsulation Profile provides standards and guidance for generic routing encapsulation functions between network interconnection points (NIPs)</p>		
<p>IP-based Transport Services</p>	<p><i>Mandatory</i></p>	

Service	Standard	Implementation Guidance
	<ul style="list-style-type: none"> <li>• <a href="#">IETF RFC 2890 - Key and Sequence Number Extensions to GRE</a></li> <li>• <a href="#">IETF RFC 4303 - IP Encapsulating Security Payload (ESP)</a></li> <li>• <a href="#">IETF RFC 2784 - Generic Routing Encapsulation (GRE)</a></li> </ul> <p><i>Conditional</i></p> <p>Depending on whether authentication of IPSec sessions is based on pre-shared keys or certificates is used. If pre-shared keys are used, standard for IKE is the IKEv1, If authentication is done via certificates, then IKEv2 is used.</p> <ul style="list-style-type: none"> <li>• <a href="#">IETF RFC 2409 - The Internet Key Exchange (IKE)</a></li> <li>• <a href="#">IETF RFC 7296 - Internet Key Exchange Protocol Version 2 (IKEv2)</a></li> <li>• <a href="#">IETF RFC 7427 - Signature Authentication in the Internet Key Exchange Version 2 (IKEv2)</a></li> </ul>	

### G.3.5.2. Federated Networking Profile

180. The Federated Networking Profile arranges standards profiles for the establish network logic above the communications layer of federated mission networks.

Service	Standard	Implementation Guidance
<p><b>Directory Data Structure Profile</b></p> <p>The Directory Data Structure Profile provides standards and guidance in support of the definition of the namespace of a federated mission network on the basis of the Lightweight Directory Access Protocol (LDAP)</p>		
Directory Storage Services	<p><i>Mandatory</i></p> <ul style="list-style-type: none"> <li>• <a href="#">IETF RFC 2798 - Definition of the inetOrgPerson LDAP Object Class</a></li> <li>• <a href="#">IETF RFC 4519 - LDAP: Schema for User Applications</a></li> </ul>	
<p><b>Network Authentication Profile</b></p>		

Service	Standard	Implementation Guidance
<p>The Network Authentication Profile provides standards and guidance for to provide strong authentication for client/server applications by using secret-key cryptography on the basis of the Kerberos authentication protocol</p>		
<p>Infrastructure IA Services (In v2 of the taxonomy this service is listed as Authentication Services)</p>	<p><i>Mandatory</i></p> <p>Strong authentication using Simple Authentication and Security Layer (SASL).</p> <ul style="list-style-type: none"> <li>• <a href="#">IETF RFC 4121 - The Kerberos Version 5 Generic Security Service Application Program Interface (GSS-API) Mechanism: Version 2</a></li> <li>• <a href="#">IETF RFC 4422 - Simple Authentication and Security Layer (SASL)</a></li> <li>• <a href="#">IETF RFC 4505 - Anonymous Simple Authentication and Security Layer (SASL) Mechanism</a></li> <li>• <a href="#">IETF RFC 4616 - The PLAIN Simple Authentication and Security Layer (SASL) Mechanism</a></li> <li>• <a href="#">IETF RFC 4752 - The Kerberos v5 Simple Authentication and Security Layer (SASL) Mechanism</a></li> </ul> <p><i>Mandatory</i></p> <ul style="list-style-type: none"> <li>• <a href="#">IETF RFC 4120 - The Kerberos Network Authentication Service (V5)</a></li> </ul>	
<p><b>Digital Certificate Profile</b></p>		
<p>The Digital Certificate Profile provides standards and guidance in support of a Public Key Infrastructure (PKI) on federated mission networks.</p>		
<p>Infrastructure IA Services (In v2 of the taxonomy this service is listed as Digital Certificate Services)</p>	<p><i>Mandatory</i></p> <ul style="list-style-type: none"> <li>• <a href="#">ITU-T x.509 - Information technology - Open Systems Interconnection - The Directory: Public-key and attribute certificate frameworks</a></li> <li>• <a href="#">IETF RFC 5280 - Internet X.509 Public Key Infrastructure Certificate and CRL Profile</a></li> <li>• <a href="#">IETF RFC 4523 - LDAP: X.509 Certificate Schema</a></li> </ul>	<p>The version of the encoded public key certificate shall be version 3. The version of the encoded certificate revocation list (CRL) shall be version 2.</p> <p>Additional Implementation Guidance:</p> <ul style="list-style-type: none"> <li>• AC/322-D(2004)0024-REV2-ADD2 - "NATO Public Key In-</li> </ul>



Service	Standard	Implementation Guidance
	<p><i>Optional</i></p> <ul style="list-style-type: none"> <li>• <a href="#">IETF RFC 6960 - X.509 Internet Public Key Infrastructure Online Certificate Status Protocol - OCSP</a></li> </ul>	<p>Infrastructure (NPKI) Certificate Policy"</p> <ul style="list-style-type: none"> <li>• AC/322-D(2010)0036 - "NATO Cryptographic Interoperability Strategy"</li> </ul>
<p><b>Directory Data Exchange Profile</b></p> <p>The Directory Data Exchange Profile provides standards and guidance in support of a mechanism used to connect to, search, and modify Internet directories on the basis of the Lightweight Directory Access Protocol (LDAP).</p>		
<p>Directory Storage Services</p>	<p><i>Mandatory</i></p> <ul style="list-style-type: none"> <li>• <a href="#">IETF RFC 4510 - LDAP: Technical Specification Road Map</a></li> <li>• <a href="#">IETF RFC 4511 - LDAP: The Protocol</a></li> <li>• <a href="#">IETF RFC 4512 - LDAP: Directory Information Models</a></li> <li>• <a href="#">IETF RFC 4513 - LDAP: Authentication Methods and Security Mechanisms</a></li> <li>• <a href="#">IETF RFC 4514 - LDAP: String Representation of Distinguished Names</a></li> <li>• <a href="#">IETF RFC 4515 - LDAP: String Representation of Search Filters</a></li> <li>• <a href="#">IETF RFC 4516 - LDAP: Uniform Resource Locator</a></li> <li>• <a href="#">IETF RFC 4517 - LDAP: Syntaxes and Matching Rules</a></li> <li>• <a href="#">IETF RFC 4518 - LDAP: Internationalized String Preparation</a></li> <li>• <a href="#">IETF RFC 4519 - LDAP: Schema for User Applications</a></li> <li>• <a href="#">IETF RFC 2849 - LDAP Data Interchange Format (LDIF)</a></li> </ul>	
<p><b>Domain Naming Profile</b></p> <p>The Domain Naming Profile provides standards and guidance to support the hierarchical distributed naming system for computers, services, or any resource connected to a federated mission network.</p>		
<p>Domain Name Services</p>	<p><i>Mandatory</i></p>	

Service	Standard	Implementation Guidance
	<ul style="list-style-type: none"> <li>• <a href="#">IETF RFC 1034 - Domain names - concepts and facilities</a></li> <li>• <a href="#">IETF RFC 1035 - Domain names - implementation and specification</a></li> <li>• <a href="#">IETF RFC 2181 - Clarifications to the DNS Specification</a></li> <li>• <a href="#">IETF RFC 2782 - A DNS RR for specifying the location of services (DNS SRV)</a></li> </ul>	
<p><b>Time Synchronization Profile</b></p> <p>The Time Synchronization Profile provides standards and guidance to support the synchronization of clocks across a network or a federation of networks and the safeguard of the accurate use of time stamps.</p>		
<p>Distributed Time Services</p>	<p><i>Mandatory</i></p> <p>Mission Network Elements must provide a time server either directly connected to a stratum-0 device or over a network path to a stratum-1 time server of another Mission Network Element. All other entities in the federation must use the time service of their host.</p> <ul style="list-style-type: none"> <li>• <a href="#">IETF RFC 5905 - Network Time Protocol (NTP)</a></li> <li>• <a href="#">ITU-R TF 460-6 - Standard-frequency and time-signal emissions. Annex 1: Coordinated universal time (UTC)</a></li> </ul>	<p>A stratum-1 time server is directly linked (not over a network path) to a reliable source of UTC time (Universal Time Coordinate) such as GPS, WWV, or CDMA transmissions through a modem connection, satellite, or radio.</p> <p>Stratum-1 devices must implement IPv4 so that they can be used as timeservers for IPv4 Mission Network Elements.</p>

### **G.3.6. Federated Human-to-Human Communications Profile**

181. The Federated Human-to-Human Communications Profile arranges standards profiles for the facilitation of information sharing and exchange on user platforms.

#### **G.3.6.1. Federated Unified Collaboration Profile**

182. The Federated Unified Collaboration Profile arranges standards profiles for a range of interoperable collaboration capabilities to support real-time situational updates to time-critical planning activities between coalition partners, communities of interest and other participants. Levels of collaboration include awareness, shared information, coordination and joint product development.

Service	Standard	Implementation Guidance
<p><b>Content Encapsulation Profile</b></p>		
<p>The Content Encapsulation Profile provides standards and guidance for content encapsulation within bodies of internet messages, following the Multipurpose Internet Mail Extensions (MIME) specification.</p>		
<p>Informal Messaging Services</p>	<p><i>Mandatory</i></p> <ul style="list-style-type: none"> <li>• <a href="#">IETF RFC 2045 - MIME - Part 1: Format of Internet Message Bodies</a></li> <li>• <a href="#">IETF RFC 2046 - MIME - Part 2: Media Types</a></li> <li>• <a href="#">IETF RFC 2047 - MIME - Part 3: Message Header Extensions for Non-ASCII Text</a></li> <li>• <a href="#">IETF RFC 2049 - MIME - Part 5: Conformance Criteria and Examples</a></li> <li>• <a href="#">IETF RFC 4288 - Media Type Specifications and Registration Procedures</a></li> </ul>	<p>10 MB max message size limit</p> <p>Minimum Content-Transfer-Encoding:</p> <ul style="list-style-type: none"> <li>• 7bit</li> <li>• base64</li> <li>• binary BINARYMIME SMTP extension (RFC 3030)</li> </ul> <p>Minimum set of media and content-types:</p> <ul style="list-style-type: none"> <li>• text/plain (RFC 1521)</li> <li>• text/enriched (RFC 1896)</li> <li>• text/html (RFC 1866)</li> <li>• multipart/mixed (RFC 2046)</li> <li>• multipart/signed</li> </ul>
<p><b>Informal Messaging Profile</b></p>		
<p>The Informal Messaging Profile provides standards and guidance for SMTP settings and the marking and classification of informal messages.</p>		
<p>Informal Messaging Services</p>	<p><i>Mandatory</i></p> <p>Regarding Simple Mail Transfer Protocol (SMTP), the following standards are mandated for interoperability of e-mail services within the Mission Network.</p> <ul style="list-style-type: none"> <li>• <a href="#">IETF RFC 5321 - Simple Mail Transfer Protocol</a></li> </ul>	<p>Depending on the protection requirements within the particular FMN instance, messages must be marked in the message header field "Keywords" (IETF RFC 2822) and firstline-of-text in the message body according to the following convention: [PPP] [CLASSIFICATION], Releasable to [MISSION].</p>

Service	Standard	Implementation Guidance
	<ul style="list-style-type: none"> <li>• <a href="#">IETF RFC 1870 - SMTP Service Extension for Message Size Declaration</a></li> <li>• <a href="#">IETF RFC 1985 - SMTP Service Extension for Remote Message Queue Starting</a></li> <li>• <a href="#">IETF RFC 2034 - SMTP Service Extension for Returning Enhanced Error Codes</a></li> <li>• <a href="#">IETF RFC 2920 - SMTP Service Extension for Command Pipelining</a></li> <li>• <a href="#">IETF RFC 3207 - SMTP Service Extension for Secure SMTP over TLS</a></li> <li>• <a href="#">IETF RFC 3461 - SMTP Service Extension for Delivery Status Notifications</a></li> <li>• <a href="#">IETF RFC 3798 - Message Disposition Notification</a></li> <li>• <a href="#">IETF RFC 3885 - SMTP Service Extension for Message Tracking</a></li> <li>• <a href="#">IETF RFC 4954 - SMTP Service Extension for Authentication</a></li> </ul>	<ul style="list-style-type: none"> <li>• "PPP" is a short-name/code for identification of a security policy.</li> <li>• "CLASSIFICATION" is the classification {SECRET, CONFIDENTIAL, RESTRICTED} or UNCLASSIFIED</li> <li>• "MISSION" is a name/acronym for identifying the mission.</li> <li>• "Releasable to" list shall include the name/acronym of the mission and may be extended to include other entities.</li> </ul> <p>The use of a short-name/code does not imply that NATO or one or more member Nations recognize those entities.</p> <p>Example: Keywords: ITA UNCLASSIFIED, Releasable to XFOR.</p>
<p><b>Numbering Plans Profile</b></p> <p>The Numbering Plans Profile provides standards and guidance for the facilitation of numbering plans of telecommunications, audio and video networks.</p>		
<p>Audio-based Collaboration Services,</p> <p>Video-based Collaboration Services</p>	<p><i>Mandatory</i></p> <ul style="list-style-type: none"> <li>• <a href="#">NSO STANAG 4705 - International Network Numbering for Communications Systems in use in NATO</a></li> <li>• <a href="#">NSO STANAG 5046 ed.4 - The NATO Military Communications Directory System</a></li> <li>• <a href="#">ITU E.164 - The international public telecommunication numbering plan</a></li> </ul>	
<p><b>Audio-based Collaboration Profile</b></p> <p>The Audio-based Collaboration Profile provides standards and guidance for the implementation of an interoperable voice system (telephony) on federated mission networks.</p>		

Service	Standard	Implementation Guidance
<p>Audio-based Collaboration Services</p>	<p><i>Mandatory</i></p> <p>The following standards are used for VoIP and VoSIP signaling.</p> <ul style="list-style-type: none"> <li>• <a href="#">IETF RFC 3261 - Session Initialisation Protocol</a></li> <li>• <a href="#">IETF RFC 3262 - Reliability of Provisional Responses in the Session Initiation Protocol (SIP)</a></li> <li>• <a href="#">IETF RFC 3264 - An Offer/Answer Model with the Session Description Protocol (SDP)</a></li> <li>• <a href="#">IETF RFC 3311 - The Session Initiation Protocol (SIP) UPDATE Method</a></li> <li>• <a href="#">IETF RFC 3428 - Session Initiation Protocol (SIP) Extension for Instant Messaging</a></li> <li>• <a href="#">IETF RFC 4028 - Session Timers in the Session Initiation Protocol (SIP)</a></li> <li>• <a href="#">IETF RFC 4412 - Communications Resource Priority for the Session Initiation Protocol (SIP)</a></li> <li>• <a href="#">IETF RFC 4566 - SDP: Session Description Protocol</a></li> </ul> <p><i>Mandatory</i></p> <p>The following standards are used for voice media streaming.</p> <ul style="list-style-type: none"> <li>• <a href="#">IETF RFC 3550 - RTP: A Transport Protocol for Real-Time Applications</a></li> </ul> <p><i>Mandatory</i></p> <p>The following standards are used for audio protocols.</p> <ul style="list-style-type: none"> <li>• <a href="#">ITU G.729 - Coding of speech at 8 kbit/s using conjugate-structure algebraic-code-excited linear prediction (CS-ACELP)</a></li> </ul>	<p>Voice over IP (VoIP) refers to unprotected voice communication services running on unclassified IP networks e.g. conventional IP telephony. Voice over Secure IP (VoSIP) refers to non-protected voice service running on a classified IP networks. Depending on the security classification of a FMN instance, VoIP or VoSIP is mandatory. If a member choses to use network agnostic Secure Voice services in addition to VoSIP, then SCIP specifications as defined for audio-based collaboration services (end-to-end protected voice) should be used.</p> <p>The voice sampling interval is 40ms.</p>
<p><b>Secure Voice Profile</b></p>		

Service	Standard	Implementation Guidance
<p>The Secure Voice Profile provides standards and guidance for the facilitation of secure telephony and other protected audio-based collaboration on federated mission networks.</p>		
<p>Audio-based Collaboration Services</p>	<p><i>Conditional</i></p> <p>Secure voice services (end-to-end protected voice). V.150.1 support must be end-to-end supported by unclassified voice network. SCIP-214 only applies to gateways. SCIP-216 requires universal implementation.</p> <ul style="list-style-type: none"> <li>• <a href="#">ITU-T V.150.1 - Modem-over-IP networks: Procedures for the end-to-end connection of V-series DCEs, incorporating changes introduced by Corrigendum 1 and 2.</a></li> <li>• IICWG SCIP-210 - SCIP Signalling Plan rev.3.3</li> <li>• IICWG SCIP-214 - Network-Specific Minimum Essential Requirements (MERs) for SCIP Devices, rev.1.2</li> <li>• IICWG SCIP-215 - U.S. SCIP/IP Implementation Standard and MER Publication rev.2.2</li> <li>• IICWG SCIP-216 - Minimum Essential Requirements (MER) for V.150.1 Gateways Publication rev.2.2</li> <li>• IICWG SCIP-220 - Requirement Document</li> <li>• IICWG SCIP-221 - Mimimum Implementation Profile (MIP) rev.3.0</li> <li>• IICWG SCIP-233 - SCIP Cryptography Specification - Main Module rev.1.1</li> </ul>	
<p><b>Video-based Collaboration Profile</b></p>		
<p>The Video-based Collaboration Profile provides standards and guidance for the implementation and configuration of Video Tele Conferencing (VTC) systems and services in a federated mission network.</p>		
<p>Video-based Collaboration Services</p>	<p><i>Conditional</i></p> <p>Not required at this time, but when available it can be implemented between</p>	<p>It Is recommended that dynamic port ranges are constrained to a limited and agreed number. This is an activity that needs to be performed</p>

Service	Standard	Implementation Guidance
	<p>MNE’s after approval from the MN administrative authority.</p> <ul style="list-style-type: none"> <li>• <a href="#">IETF RFC 4582 - The Binary Floor Control Protocol (BFCP)</a></li> <li>• <a href="#">ITU-T H.239 - Role management and additional media channels for H.300-series terminals</a></li> </ul> <p><i>Mandatory</i></p> <p>The following standards are required for VTC services.</p> <ul style="list-style-type: none"> <li>• <a href="#">ITU-T G.722 - 7 kHz Audio-Coding within 64 kbit/s</a></li> </ul> <p><i>Mandatory</i></p> <p>The following standards are required for VTC over Internet Protocol (VTCoIP) networking.</p> <ul style="list-style-type: none"> <li>• <a href="#">ITU-T H.323 - Packet-based Multimedia Communication System</a></li> <li>• <a href="#">ITU-T H.225.0 - Call signalling protocols and media stream packetization for packet-based multimedia communication systems</a></li> <li>• <a href="#">ITU H.245 - Control protocol for multimedia communication</a></li> <li>• <a href="#">ITU-T H.264 - Advanced video coding for generic audiovisual services</a></li> <li>• <a href="#">ITU-T H.263 - Video coding for low bit rate communication</a></li> <li>• <a href="#">ITU-T G.722 - 7 kHz Audio-Coding within 64 kbit/s</a></li> <li>• <a href="#">IETF RFC 3550 - RTP: A Transport Protocol for Real-Time Applications</a></li> </ul>	<p>at the mission planning stage. Different vendors have different limitations on fixed ports. However common ground can always be found.</p> <p>As a Minimum G.722.1 is to be used. Others are exceptions and need to be agreed by the MN administrative authority for video calls.</p>
<p><b>Basic Text-based Collaboration Profile</b></p> <p>The Basic Text-based Collaboration Profile provides standards and guidance to establish a basic near-real time text-based group collaboration capability (chat) for time critical reporting and decision making in military operations.</p>		

Service	Standard	Implementation Guidance
Text-based Collaboration Services,  Presence Services	<p><i>Optional</i></p> <p>Bidirectional Server-to-Server Connections may be supported, i.e. stanzas are sent and received on the same TCP connection.</p> <ul style="list-style-type: none"> <li>• <a href="#">XMPP XEP-0288 - Bidirectional Server-to-Server Connections</a></li> </ul> <p><i>Mandatory</i></p> <p>The following standards are required to achieve compliance for an XMPP Server and an XMPP Client dependent upon the categorisation of presenting a core or advanced instant messaging service interface.</p> <ul style="list-style-type: none"> <li>• <a href="#">XMPP XEP-0004 - XEP-0004: Data Forms</a></li> <li>• <a href="#">XMPP XEP-0030 - XEP-0030: Service Discovery</a></li> <li>• <a href="#">XMPP XEP-0045 - XEP-0045: Multi-User Chat</a></li> <li>• <a href="#">XMPP XEP-0049 - XEP-0049: Private XML Storage</a></li> <li>• <a href="#">XMPP XEP-0050 - XEP-0050: Ad-Hoc Commands</a></li> <li>• <a href="#">XMPP XEP-0054 - XEP-0054: vcard-temp</a></li> <li>• <a href="#">XMPP XEP-0092 - XEP-0092: Software Version</a></li> <li>• <a href="#">XMPP XEP-0096 - XEP-0096: SI File Transfer</a></li> <li>• <a href="#">XMPP XEP-0114 - XEP-0114: Jabber Component Protocol</a></li> <li>• <a href="#">XMPP XEP-0115 - XEP-0115: Entity Capabilities</a></li> <li>• <a href="#">XMPP XEP-0203 - XEP-0203: Delayed Delivery</a></li> <li>• <a href="#">XMPP XEP-0220 - XEP-0220: Server Dialback</a></li> </ul>	



Service	Standard	Implementation Guidance
	<p><i>Mandatory</i></p> <p>The following standards are the base IETF protocols for interoperability of chat services.</p> <ul style="list-style-type: none"> <li>• <a href="#">IETF RFC 3920 - Extensible Messaging and Presence Protocol (XMPP): Core</a></li> <li>• <a href="#">IETF RFC 3921 - Extensible Messaging and Presence Protocol (XMPP): Instant Messaging and Presence</a></li> </ul>	

### G.3.6.2. Federated Information Management Profile

183. The Federated Information Management Profile arranges standards profiles for the handling of information throughout its life-cycle and the support of capabilities to organize, store and retrieve information through services and managed processes, governed by policies, directives, standards, profiles and guidelines.

Service	Standard	Implementation Guidance
<p><b>File Format Profile</b></p>		
<p>The File Format Profile provides standards and guidance for the collaborative generation of spreadsheets, charts, presentations and word processing documents.</p>		
<p>Web Hosting Services,  Informal Messaging Services</p>	<p><i>Mandatory</i></p> <p>For still image coding.</p> <ul style="list-style-type: none"> <li>• <a href="#">ISO/IEC 10918-1 - Digital compression and coding of continuous-tone still images: Requirements and guidelines</a></li> <li>• <a href="#">ISO/IEC 10918-3 - Digital compression and coding of continuous-tone still images: Extensions</a></li> </ul> <p><i>Recommended</i></p> <p>For word processing documents, spreadsheets and presentations.</p>	<p>ISO/IEC 29500 and ISO/IEC 26300 are both open document formats for XML-based saving and exchanging word processing documents, spreadsheets and presentations. They differ in design and scope.</p>

Service	Standard	Implementation Guidance
	<ul style="list-style-type: none"> <li>• <a href="#">ISO/IEC 26300 - Open Document Format (ODF) for Office Applications (OpenDocument) v1.1</a></li> </ul> <p><i>Mandatory</i></p> <p>For word processing documents, spreadsheets and presentations.<sup>a</sup></p> <ul style="list-style-type: none"> <li>• <a href="#">ISO/IEC 29500-1 - Office Open XML File Formats -- Part 1: Fundamentals and Markup Language Reference</a></li> </ul> <p><i>Mandatory</i></p> <ul style="list-style-type: none"> <li>• <a href="#">ISO 19005-1 - Electronic document file format for long-term preservation -- Part 1: Use of PDF 1.4 (PDF/A-1)</a></li> <li>• <a href="#">ISO 19005-2 - Electronic document file format for long-term preservation -- Part 2: Use of ISO 32000-1 (PDF/A-2)</a></li> <li>• <a href="#">ISO 32000-1 - Document management -- Portable document format -- Part 1: PDF 1.7</a></li> </ul>	
<p><b>Internationalization Profile</b></p> <p>The Internationalization Profile provides standards and guidance for the design and development of content and (web) applications, in a way that ensures it will work well for, or can be easily adapted for, users from any culture, region, or language.</p>		
<p>Web Hosting Services</p>	<p><i>Recommended</i></p> <ul style="list-style-type: none"> <li>• <a href="#">W3C REC-charmod-20050215 - Character Model for the World Wide Web 1.0: Fundamentals</a></li> <li>• <a href="#">W3C REC-its-20070403 - Internationalization Tag Set (ITS) Version 1.0</a></li> <li>• <a href="#">W3C REC-its20-20131029 - Internationalization Tag Set (ITS) Version 2.0</a></li> <li>• <a href="#">W3C REC-ruby-20010531 - Ruby Annotation</a></li> </ul>	<p>Best practices and tutorials on internationalization can be found at: <a href="http://www.w3.org/International/articlelist">http://www.w3.org/International/articlelist</a>.</p>
<p><b>Character Encoding Profile</b></p>		

Service	Standard	Implementation Guidance
The Character Encoding Profile provides standards and guidance for the encoding of character sets.		
Web Hosting Services	<p><i>Mandatory</i></p> <p>Use of UTF-8 for complete Unicode support, including fully internationalized addresses is mandatory.</p> <ul style="list-style-type: none"> <li>• <a href="#">IETF RFC 3629 - UTF-8, a transformation format of ISO/IEC 10646</a></li> </ul>	

<sup>a</sup>In the published FMN Spiral specification 1.1, the reference to ISO/IEC 29500 is incomplete. As a result, the respective part of the standard and the title do not show up in the FMN 1.1 profile.

### G.3.6.3. Federated Web Hosting Profile

184. The Federated Web Hosting Profile arranges standards profiles for the facilitation of web-based services in a loosely coupled environment, where flexible and agile service orchestration is a requirement on the basis of a Service Oriented Architecture (SOA).

Service	Standard	Implementation Guidance
<b>Web Platform Profile</b>		
The Web Platform Profile provides standards and guidance to enable web technology on federated mission networks.		
Web Hosting Services	<p><i>Mandatory</i></p> <ul style="list-style-type: none"> <li>• <a href="#">IETF RFC 2616 - HyperText Transfer Protocol (HTTP), version 1.1</a></li> <li>• <a href="#">IETF RFC 2817 - Upgrading to TLS Within HTTP/1.1</a></li> <li>• <a href="#">IETF RFC 3986 - Uniform Resource Identifiers (URI): Generic Syntax</a></li> <li>• <a href="#">IETF RFC 1738 - Uniform Resource Locators (URL)</a></li> </ul>	HTTP shall be used as the transport protocol for information without 'need-to-know' caveats between all service providers and consumers (unsecured HTTP traffic). HTTPS shall be used as the transport protocol between all service providers and consumers to ensure confidentiality requirements (secured HTTP traffic). Unsecured and secured HTTP traffic should use their standard well-known ports by default, i.e. 80 for HTTP and 443 for HTTPS.
<b>Web Feeds Profile</b>		
The Web Feeds Profile provides standards and guidance for the delivery of content to web sites as well as directly to user agents.		

Service	Standard	Implementation Guidance
Web Hosting Services	<p><i>Mandatory</i></p> <p>Providing web content.</p> <ul style="list-style-type: none"> <li>• <a href="#">IETF RFC 4287 - Atom Syndication Format, v1.0</a></li> <li>• <a href="#">IETF RFC 5023 - Atom Publishing Protocol</a></li> <li>• <a href="#">RSS 2.0 - RSS 2.0 Specification</a></li> </ul>	<p>RSS and Atom documents may reference related OpenSearch description documents via the Atom 1.0 "link" element, as specified in Section 4.2.7 of RFC 4287.</p> <p>The "rel" attribute of the link element should contain the value "search" when referring to OpenSearch description documents. This relationship value is pending IANA registration. The reuse of the Atom link element is recommended in the context of other syndication formats that do natively support comparable functionality.</p> <p>The following restrictions apply:</p> <ul style="list-style-type: none"> <li>• The "type" attribute must contain the value "application/opensearchdescription+xml".</li> <li>• The "rel" attribute must contain the value "search".</li> <li>• The "href" attribute must contain a URI that resolves to an OpenSearch description document.</li> <li>• The "title" attribute may contain a human-readable plain text string describing the search engine.</li> </ul>
<p><b>Web Content Profile</b></p> <p>The Web Content Profile provides standards and guidance for the processing, sharing and presentation of web content on federated mission networks. Web presentation services must be based on a fundamental set of basic and widely understood protocols, such as those listed below. Proprietary or compiled components shall be avoided (e.g. Microsoft Web Parts, Microsoft Silverlight or Adobe Flash).</p>		

Service	Standard	Implementation Guidance
<p>Web Hosting Services</p>	<p><i>Mandatory</i></p> <p>Publishing information including text, multi-media, hyperlink features, scripting languages and style sheets on the network.</p> <ul style="list-style-type: none"> <li>• <a href="#">ISO/IEC 15445 - HyperText Markup Language (HTML)</a></li> <li>• <a href="#">IETF RFC 2854 - The 'text/html' Media Type</a></li> <li>• <a href="#">W3C REC-html5-20141028 - HyperText Markup Language revision 5 (HTML5)</a></li> <li>• <a href="#">IETF RFC 4329 - Scripting Media Types</a></li> <li>• <a href="#">W3C REC-css3-mediaqueries-20120619 - Media Queries</a></li> <li>• <a href="#">W3C REC-css3-selectors-20110929 - Selectors Level 3</a></li> <li>• <a href="#">IETF RFC 2616 - HyperText Transfer Protocol (HTTP), version 1.1</a></li> <li>• <a href="#">IETF RFC 2817 - Upgrading to TLS Within HTTP/1.1</a></li> </ul> <p><i>Mandatory</i></p> <p>Providing a common style sheet language for describing presentation semantics (that is, the look and formatting) of documents written in markup languages like HTML.</p> <ul style="list-style-type: none"> <li>• <a href="#">W3C REC-CSS2-2011067 - Cascading Style Sheets, level 2 revision 1</a></li> <li>• <a href="#">W3C CR-css-style-attr-20101012 - CSS Style Attributes</a></li> <li>• <a href="#">W3C REC-css-namespaces-3-20140320 - CSS Namespaces Module Level 3</a></li> <li>• <a href="#">W3C REC-css3-color-20110607 - CSS Color Module Level 3</a></li> </ul>	<p>Applications must support the following browsers: Microsoft Internet Explorer v9.0 and newer, and Mozilla Firefox 16.0 and newer. When a supported browser is not true to the standard, choose to support the browser that is closest to the standard.</p> <p>Some organizations or end user devices do not allow the use of proprietary extensions such as Microsoft Web Parts, Microsoft Silverlight or Adobe Flash. Those technologies shall be avoided. Implementers shall use open standard based solutions (HTML5 / CSS3) instead.</p>
<p><b>Geospatial Web Feeds Profile</b></p>		

Service	Standard	Implementation Guidance
<p>The Geospatial Web Feeds Profile provides standards and guidance for the delivery of geospatial content to web sites and to user agents, including the encoding of location as part of web feeds. Feed processing software is required to either read or ignore these extensions and shall not fail if these extensions are present, so there is no danger of breaking someone's feed reader (or publisher) by including this element in a feed.</p>		
<p>Web Hosting Services</p>	<p><i>Recommended</i></p> <p>GeoRSS GML Profile 1.0 a GML subset for point 'gml:Point', line 'gml:LineString', polygon 'gml:Polygon', and box 'gml:Envelope'. In Atom feeds, location shall be specified using Atom 1.0's official extension mechanism in combination with the GeoRSS GML Profile 1.0 whereby a 'georss:where' element is added as a child of the element.</p> <ul style="list-style-type: none"> <li>• <a href="#">OGC 06-050r3 - A Standards Based Approach for Geo-enabling RSS feeds, v1.0</a></li> </ul> <p><i>Mandatory</i></p> <p>GeoRSS Simple encoding for "georss:point", "georss:line", "georss:polygon", "georss:box".</p> <ul style="list-style-type: none"> <li>• <a href="#">OGC 11-044 - Geography Markup Language (GML) simple features profile Technical Note v 2.0</a></li> </ul>	<p>Geography Markup Language (GML) allows to specify a coordinate reference system (CRS) other than WGS84 decimal degrees (lat/long). If there is a need to express geography in a CRS other than WGS84, it is recommended to specify the geographic object multiple times, one in WGS84 and the others in your other desired CRSs.</p> <p>For backwards compatibility it is recommended to also implement RSS 2.0.</p>
<p><b>Web Services Profile</b></p> <p>The Web Services Profile provides standards and guidance for transport-neutral mechanisms to address structured exchange of information in a decentralized, distributed environment via web services.</p>		
<p>Web Hosting Services</p>	<p><i>Mandatory</i></p> <p>Provide the elements a web service needs to deliver a suitable UI service, such as remote portlet functionality.</p> <ul style="list-style-type: none"> <li>• <a href="#">W3C CR-cors-20130129 - Cross-Origin Resource Sharing</a></li> </ul>	<p>The preferred method for implementing web-services are SOAP, however, there are many use cases (mashups etc.) where a REST based interface is easier to implement and sufficient to meet the IERs.</p>

Service	Standard	Implementation Guidance
	<p><i>Mandatory</i></p> <ul style="list-style-type: none"> <li>• <a href="#">W3C NOTE-SOAP-20000508 - Simple Object Access Protocol (SOAP)</a></li> <li>• <a href="#">W3C NOTE-wsdl-20010315 - Web Service Description Language (WSDL) 1.1</a></li> <li>• <a href="#">W3C NOTE-wsdl20-soap11-binding-20070626 - Web Services Description Language (WSDL) Version 2.0 SOAP 1.1 Binding</a></li> <li>• <a href="#">W3C REC-ws-addr-core-20060509 - Web Services Addressing 1.0 - Core</a></li> </ul> <p><i>Conditional</i></p> <ul style="list-style-type: none"> <li>• <a href="#">ACM 2002-REST-TOIT - Representational State Transfer (REST)</a></li> </ul>	<p>Restful services support HTTP caching, if the data the Web service returns is not altered frequently and not dynamic in nature. REST is particularly useful for restricted-profile devices such as mobile phones and tablets for which the overhead of additional parameters like headers and other SOAP elements are less. Web</p>
<p><b>Structured Data Profile</b></p> <p>The Structured Data Profile provides standards and guidance for the structuring of web content on federated mission networks. Web Hosting</p>		
<p>Web Hosting Services</p>	<p><i>Mandatory</i></p> <p>General formatting of information for sharing or exchange.</p> <ul style="list-style-type: none"> <li>• <a href="#">W3C REC-xml-20081126 - eXtensible Markup Language (XML) version 1.0 (Fifth Edition)</a></li> <li>• <a href="#">IETF RFC 4627 - The application/json Media Type for JavaScript Object Notation (JSON)</a></li> <li>• <a href="#">W3C REC-xmlschema-1-20041028 - XML Schema Part 1: Structures Second Edition</a></li> <li>• <a href="#">W3C REC-xmlschema-2-20041028 - XML Schema Part 2: Datatypes Second Edition</a></li> <li>• <a href="#">W3C NOTE-xhtml1-schema-20020902 - XHTML™ 1.0 in XML Schema</a></li> </ul>	<p>XML shall be used for data exchange to satisfy those Information Exchange Requirements within a FMN instance that are not addressed by a specific information exchange standard. XML Schemas and namespaces are required for all XML documents.</p>

## **G.4. RELATED INFORMATION**

### **G.4.1. Standards**

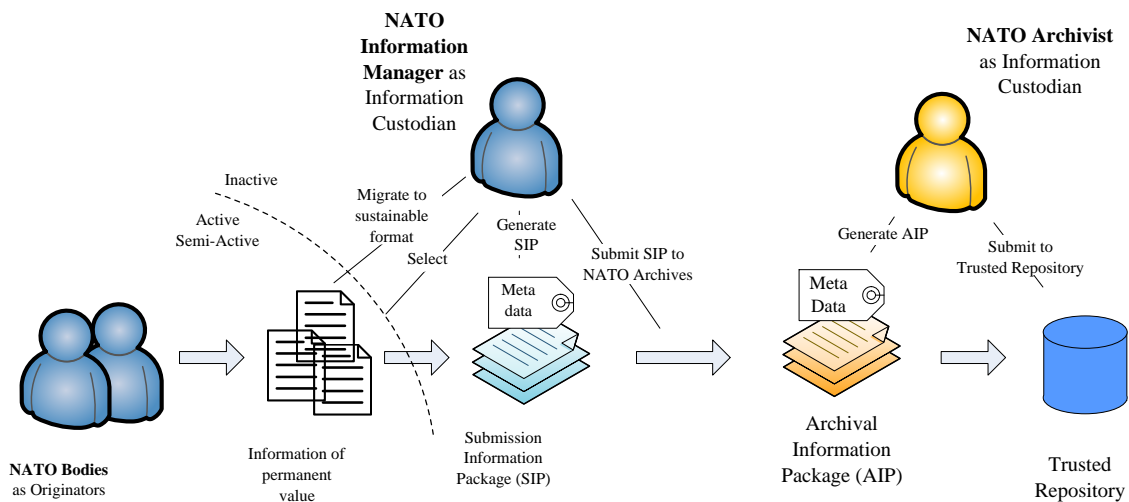
185. See [https://tide.act.nato.int/tidepedia/index.php/FMN\\_Spiral\\_Specification\\_1.1](https://tide.act.nato.int/tidepedia/index.php/FMN_Spiral_Specification_1.1)



## **H. PROFILE FOR THE LONG TERM PRESERVATION OF NATO DIGITAL INFORMATION OF PERMANENT VALUE**

186. Information of permanent value shall be submitted by the NATO Information Managers in their role as Information Custodians to the NATO Archivist in one of the approved sustainable archival formats and packaged in this appendix.

187. The submission process for information of permanent value for long-term preservation is shown in Figure H.1.



**Figure H.1. Long-term preservation**

188. This profile outlines the file formats (Section H.1) and package structures (Section H.2) approved by the Archives Committee for the long-term preservation of NATO digital information of permanent value.

189. NATO information custodians shall provide information in these formats and structures to the NATO Archivist.

190. Further guidance on best practice will be issued in the near future. The contents of this profile shall become part of Volume 3 of the NATO Interoperability Standards and Profiles [4].

### **H.1. FILE FORMATS FOR LONG TERM PRESERVATION**

191. The following sustainable file formats are approved by the Archives Committee for the long term preservation of NATO digital information of permanent value. The formats are ordered by content type. A brief characterization of the generic requirements for the preservation of content is included.

### **H.1.1. Data sets**

192. Data sets are typically collections of individual values or larger coherent structures such as messages. The data set might be an export from a database or the results of an information exchange between systems.

193. There is typically a structure associated with the data set, either implicitly contained within the data set (e.g. a table structure of an Excel document or a database), or explicitly defined (e.g. as a schema definition)

<b>Service</b>	<b>Standard</b>	<b>Implementation Guidance</b>
Data sets (e.g. scientific data) and any structured information not fitting other content types	<p><i>Mandatory</i></p> <ul style="list-style-type: none"> <li>• <a href="#">IETF RFC 4180 - Common Format and MIME Type for Comma-Separated Values (CSV) Files</a></li> <li>• <a href="#">W3C REC-xml11-20060816 - Extensible Markup Language (XML) version 1.1 (Second Edition)</a></li> <li>• W3C <a href="#">REC-xmlschema11-1-20120405 - XML Schema Definition Language (XSD) 1.1 Part 1: Structures</a></li> <li>• W3C <a href="#">REC-xmlschema11-2-20120405 - XML Schema Definition Language (XSD) 1.1 Part 2: Datatypes</a></li> </ul>	<p><b>Requirements</b></p> <ul style="list-style-type: none"> <li>• Preserve structured and unstructured data for future analysis</li> <li>• Preserve logical structure of dataset as well as syntax and semantics of elements within the dataset</li> <li>• Preserve data types and data structures</li> </ul>
Database content	<p><i>Mandatory</i></p> <ul style="list-style-type: none"> <li>• <a href="#">ISO/IEC 9075-1 - Database languages - SQL - Part 1: Framework</a></li> </ul>	

### **H.1.2. Text**

194. Documents consisting primarily of textual descriptions are the most prevalent and important category of information of permanent value in the NATO context. Text documents might also include embedded diagrams, pictures, or other non- text material. These items shall not be separated from the text and kept as part of the document.

<b>Service</b>	<b>Standard</b>	<b>Implementation Guidance</b>

Service	Standard	Implementation Guidance
Text documents, including common MS Office document formats (docx, xlsx, pptx)	<p><i>Mandatory</i></p> <ul style="list-style-type: none"> <li>• <a href="#">ISO 32000-1 - Document management -- Portable document format -- Part 1: PDF 1.7</a></li> </ul>	<p>Use conformance level : PDF/A-2a</p> <p><b>Requirements</b></p> <ul style="list-style-type: none"> <li>• Preserve integrity of text, diagram and figures, pagination and navigation (formatting)</li> <li>• Preserve document metadata</li> <li>• Inclusion of fonts, layout information, and indices</li> </ul>
Email (e.g. MS Outlook PST files)	<p><i>Mandatory</i></p> <ul style="list-style-type: none"> <li>• <a href="#">IETF RFC 4155 - The application/mbox Media Type</a></li> </ul>	<p><b>Requirements</b></p> <ul style="list-style-type: none"> <li>• Preserve email content including attachments</li> <li>• Preserve complete mailboxes. Important messages might be exported and preserved as individual text documents.</li> </ul>
Chat (e.g. JChat conversations)	<p><i>Mandatory</i></p> <ul style="list-style-type: none"> <li>• <a href="#">ISO 32000-1 - Document management -- Portable document format -- Part 1: PDF 1.7</a></li> <li>• <a href="#">IETF RFC 4155 - The application/mbox Media Type</a></li> </ul>	<p>Use conformance level : PDF/A-2a</p> <p><b>Requirements</b></p> <ul style="list-style-type: none"> <li>• Preserve message content, including attachments</li> <li>• Preserve complete dialogs per user or multi-user chat room with time-stamps.</li> <li>• Preserve information about users and user groups</li> </ul>

### H.1.3. Still Images

195. Still images are visual representations, including photographs, graphs, and diagrams. Still images can be divided into two main types, bitmap (or raster) images and vector images. Bitmap images are typically photographs produced by scanners and cameras at a fixed resolution, while vector images consist of scalable objects. Both types can be combined, e.g. in course of action diagrams where a bitmap image of an area can have symbology vector overlays.

Service	Standard	Implementation Guidance
Bitmap/raster images	<p><i>Mandatory</i></p> <ul style="list-style-type: none"> <li>• <a href="#">ISO/IEC 15444-1 - JPEG 2000 image coding system: Core coding system</a></li> <li>• <a href="#">ISO/IEC 10918-1 - Digital compression and coding of continuous-tone still images: Requirements and guidelines</a></li> <li>• <a href="#">ADOBE tiff - TIFF Revision 6.0</a></li> </ul>	<p><b>Requirements</b></p> <ul style="list-style-type: none"> <li>• Preserve resolution (clarity, colors), scalability, and ability of render the image</li> <li>• Preserve image metadata</li> <li>• Compressibility, preference for lossless compression</li> <li>• Preference for larger resolution</li> </ul>
Vector images	<p><i>Mandatory</i></p> <ul style="list-style-type: none"> <li>• <a href="#">W3C REC-SVG11-20110816 - Scalable Vector Graphics (SVG) 1.1 Specification (Second Edition)</a></li> </ul>	

### H.1.4. Moving Images

196. Moving images are digital recordings of still images at a particular frame rate and resolution. A compression is often applied by only capturing the difference between adjacent frames. Moving images are typically combined with audio data and packaged into a common container.

Service	Standard	Implementation Guidance
Video files	<p><i>Mandatory</i></p> <ul style="list-style-type: none"> <li>• <a href="#">ISO/IEC 13818-2 - Generic coding of moving pictures and associated audio information: Video</a></li> <li>• <a href="#">ISO/IEC 14496-2 - Coding of audio-visual objects -- Part 2: Visual</a></li> <li>• <a href="#">ISO/IEC 14496-10 - Coding of audio-visual objects -- Part 10: Advanced Video Coding</a></li> </ul>	<p><b>Requirements</b></p> <ul style="list-style-type: none"> <li>• Preserve resolution (clarity, colors), scalability, and ability of video</li> <li>• Preserve video metadata, including timecodes and other tagging</li> <li>• Compressibility, preference for lossless compression</li> <li>• Preference for larger resolution and higher audio bitrates</li> </ul>

### H.1.5. Sound

197. Sound files contain recordings of voice or other audio. This includes audio recordings from meetings if they contain information of permanent value.

Service	Standard	Implementation Guidance
Audio files	<p><i>Mandatory</i></p> <ul style="list-style-type: none"> <li>• EBU Tech 3285 - Specification of the Broadcast Wave Format (BWF) – Version 2</li> <li>• <a href="#">ISO/IEC 11172-3 - Coding of moving pictures and associated audio for digital storage media at up to about 1,5 Mbit/s; PCM Part 3: audio</a></li> <li>• <a href="#">ISO/IEC 13818-3 - Generic coding of moving pictures and associated audio information -- Part 3: Audio</a></li> </ul>	<p><b>Requirements</b></p> <ul style="list-style-type: none"> <li>• Preserve resolution (sampling frequency) and depth</li> <li>• Preserve audio metadata</li> </ul>

### H.1.6. Geospatial

198. Geospatial information is typically produced, used, and contained in geographic information systems (GIS). The information is related to the still image category, as geospatial information consists of bitmap or vector images plus additional attributes associated with particular locations depicted in the image data.

Service	Standard	Implementation Guidance
Geospatial information (e.g. GIS data)	<p><i>Mandatory</i></p> <ul style="list-style-type: none"> <li>• <a href="#">OGC 07-147r2 - OGC KML</a></li> <li>• <a href="#">OGC 12-128r10 - OGC GeoPackage Encoding Standard V1.0.</a></li> </ul>	<p><b>Requirements</b></p> <ul style="list-style-type: none"> <li>• Preserve resolution and scalability</li> <li>• Preserve geospatial metadata</li> </ul>

### H.1.7. Web Archive

199. The web archive type concern the archival of entire web sites, portals, or parts of them. While some information might be contained in static web pages and is therefore easy to capture, other parts might be dynamically rendered.

200. Web archives typically contain structured textual descriptions as well as still and moving images.

Service	Standard	Implementation Guidance
Web sites and portals	<p><i>Mandatory</i></p> <ul style="list-style-type: none"> <li>• <a href="#">ISO 28500 - Information and documentation -- WARC file format.</a></li> <li>• <a href="#">IETF RFC 2557 - MIME Encapsulation of Aggregate Documents, such as HTML (MHTML)</a></li> </ul>	<p><b>Requirements</b></p> <ul style="list-style-type: none"> <li>• Preserve structure and content of web, including scripts</li> <li>• Inclusion of external content might be necessary</li> <li>• Preserve metadata associated with content</li> <li>• Dynamic/interactive or userspecific content is problematic</li> </ul>

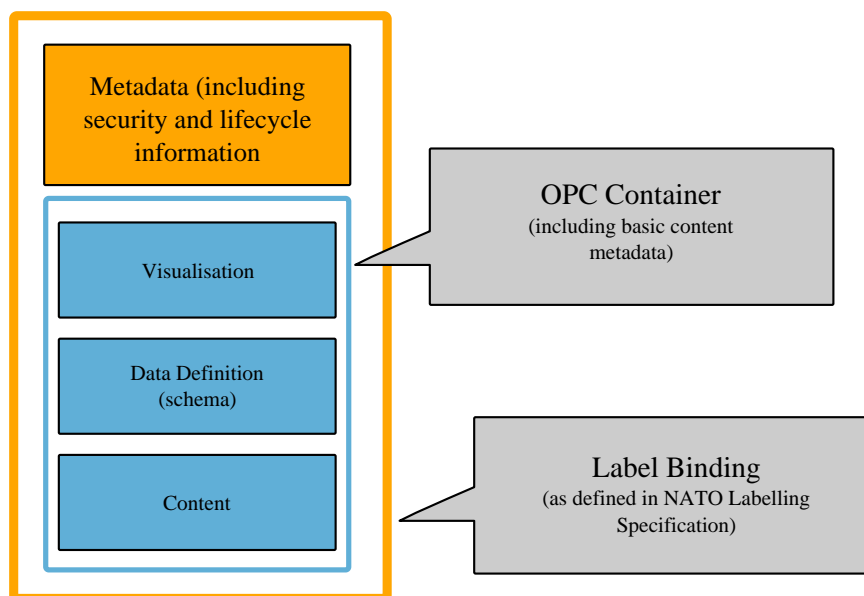
## **H.2. PACKAGE STRUCTURES FOR LONG TERM PRESERVATION**

201. NATO digital information of permanent value shall be processed by their Information Custodians into single digital information items with associated metadata and packaged into submission and archival information package structures [6].

### **H.2.1. Submission Information Package**

202. NATO digital information of permanent value selected by Information Custodians for long term preservation should be delivered to the NATO Archivist as a Submission Information Package (SIP).

203. The SIP consists of two parts: the actual information packaged as a single digital information item and a set of metadata associated with this item (see Figure H.2)



**Figure H.2. Submission Information Package structure**

204. The single digital information item has the following structure:

- **Content:** Information of one of the seven types listed under Section H.1). For certain types of content, primarily data sets (Section H.1.1), several pieces of information might be grouped. A schema provided as part of the Data Definition can be used to describe the structure of these groupings. For other types such as documents, images, or recordings, information items shall be included individually. Items might contain other objects that should also be preserved in a sustainable format. For example, an archived email message could have text documents as attachments that should be stored in the sustainable formats listed in Section H.1.2). Guidance on granularity and grouping will be provided by the Archives Committee.
- **Data Definition:** If the Content consists of structured data, a separate Data Definition shall be included that describes the logical structure of the Content. This is primarily applicable to Content of the types Data Set (Section H.1.1), Geospatial (Section H.1.6), and Web Archive (Section H.1.7). The format of the Data Definition shall be XML Schema 1.1.
- **Visualization:** A visualization and human readable representation of contextual information is optional. The format used for the context information shall be one of those listed under Section H.1).

205. The individual parts (Content, Data Definition and Visualization) shall be packaged as a single digital information item by using the Open Packaging Conventions [7] format.

206. The file name of the packaged single digital information item shall follow the NATO Guidance on File Naming [5]. OPC does not define an extension; the .zip extension shall be used for packages for long term preservation.

207. The SIP or AIP shall contain a basic set of metadata for the container. OPC supports a subset of six Dublin Core metadata elements (creator, description, identifier, language, subject, and title) and two Dublin Core terms (created, modified). The elements shall be filled by the Information Custodian when the OPC container for the single digital information item is created. Note that this metadata refers to the container itself, not to its contents. For example, the creation date is the date the container was created, not the creation date of the content.

208. In addition to the OPC container metadata, the Information Custodian will generate a full metadata description for the content of the SIP, including the classification of the single digital information item.

209. The SIP metadata follows the NATO Core Metadata Specification (NCMS) [1] and the NATO Labelling Specification [3]. Values for all mandatory elements shall be assigned by the Information Custodian. The NATO Archivist shall reject all submissions with incomplete metadata.

210. No information of permanent value packaged in a SIP and submitted by the Information Custodian shall be destroyed unless the SIP has been explicitly acknowledged and accepted by the NATO Archivist.

## **H.2.2. Archival Information Package**

211. If the content of the SIP submitted by an Information Custodian for long-term preservation are accepted by the NATO Archivist, the SIP will be processed into an Archival Information Package (AIP).

212. The AIP consists of the same structure as the SIP, i.e. the single digital information item for long-term preservation packaged as an OPC container, and the NCMS-compliant metadata information bound to the container.

213. As part of the Ingest process, the metadata supplied with the SIP will be augmented by preservation metadata approved by the NATO Archivist. In addition, NATO Archivist shall become the custodian for the AIP.

214. The preservation metadata will be an extension to the NCMS metadata. The extension shall be based on the PREMIS metadata set [8].

## **References**

[1] *NATO Core Metadata Specification*. C3B. Copyright # 2014. NATO Unclassified.

[2] *Information Management Directive for Confidentiality Labelling of NATO Information*. C3B. Copyright # 2014. NATO Unclassified.



- [3] *Information Management Guidance for Confidentiality Labelling of NATO Information*. C3B. Copyright # 2014. NATO Unclassified.
- [4] *NATO Interoperability Standards and Profiles, Version 8 (NISP V8)*. C3B. Copyright # 2013. NATO Unclassified, Releasable to Australia/New Zealand/Singapore..
- [5] *Guidance on File Naming*. C3B. Copyright # 2010. Unclassified, Releasable to Pfp..
- [6] *Space data and information transfer systems – Open archival information system – Reference model, First Edition*. ISO. Copyright # 2003.
- [7] *Information technology -- Document description and processing languages -- Office Open XML File Formats -- Part 2: Open Packaging Conventions*. ISO/IEC. Copyright # 2012.
- [8] *PREMIS Data Dictionary for Preservation Metadata, Version 2.0*. PREMIS Editorial Committee. Copyright # 2008.

This page is intentionally left blank